

Item: 3

Police and Fire Sub-committee: 20 May 2025.

Performance against Orkney Fire and Rescue Plan.

Report by Scott Gibson, Local Senior Officer.

1. Overview

- 1.1. All matters concerning the scrutiny of and engagement with the Police services and the Fire and Rescue Services in terms of the Police and Fire Reform (Scotland) Act 2012 and the Fire (Scotland) Act 2025 respectively, fall within the remit of the Police and Fire Sub-committee.
- 1.2. The quarterly performance report, attached as Appendix 1 to this report, reflects the performance outcomes outlined within the Orkney Fire and Rescue Plan, and provides performance information for the period 1 January to 31 March 2025.

2. Recommendations

- 2.1. It is recommended that members of the Sub-committee:
 - i. Scrutinise the statistical performance of the Scottish Fire and Rescue Services, Orkney Islands area, for the period 1 January to 31 March 2025, detailed in the Quarterly Performance Report, attached as Appendix 1 to this report, in order to obtain assurance that progress is being made against the objectives.

For Further Information please contact:

David McGroarty, Group Commander for Orkney, Telephone 07961572722, Email david.mcgroarty@firescotland.gov.uk.

Implications of Report

1. **Financial:** None arising directly from this report.
2. **Legal:** None arising directly from this report.
3. **Corporate Governance:** Not applicable.
4. **Human Resources:** Not applicable.
5. **Equalities:** An Equality Impact Assessment is not required in respect of performance monitoring reports.
6. **Island Communities Impact:** An Island Communities Impact Assessment is not required in respect of performance monitoring.
7. **Links to Council Plan:** The proposals in this report support and contribute to improved outcomes for communities as outlined in the following Council Plan strategic priorities:
 - ☐ Growing our economy.
 - ☐ Strengthening our Communities.
 - ☐ Developing our Infrastructure.
 - ☐ Transforming our Council.
8. **Links to Local Outcomes Improvement Plan:** The proposals in this report support and contribute to improved outcomes for communities as outlined in the following Local Outcomes Improvement Plan priorities:
 - ☐ Cost of Living.
 - ☐ Sustainable Development.
 - ☐ Local Equality.
 - ☐ Improving Population Health.
9. **Environmental and Climate Risk:** Not applicable.
10. **Risk:** Not applicable.
11. **Procurement:** Not applicable.
12. **Health and Safety:** Not applicable.
13. **Property and Assets:** Not applicable.
14. **Information Technology:** Not applicable.
15. **Cost of Living:** Not applicable.

List of Background Papers

Local Fire and Rescue Plan for Orkney.

Appendix

Appendix 1: Quarterly Performance Report for the period 1 January to 31 March 2025.



Orkney Islands

2024-25 Q4

Scrutiny Report



SCOTTISH
FIRE AND RESCUE SERVICE
Working together for a safer Scotland

**Working together
for a safer Scotland**



ORKNEY
ISLANDS COUNCIL

Orkney Islands

2024-25 Q4 Scrutiny Report

Contents

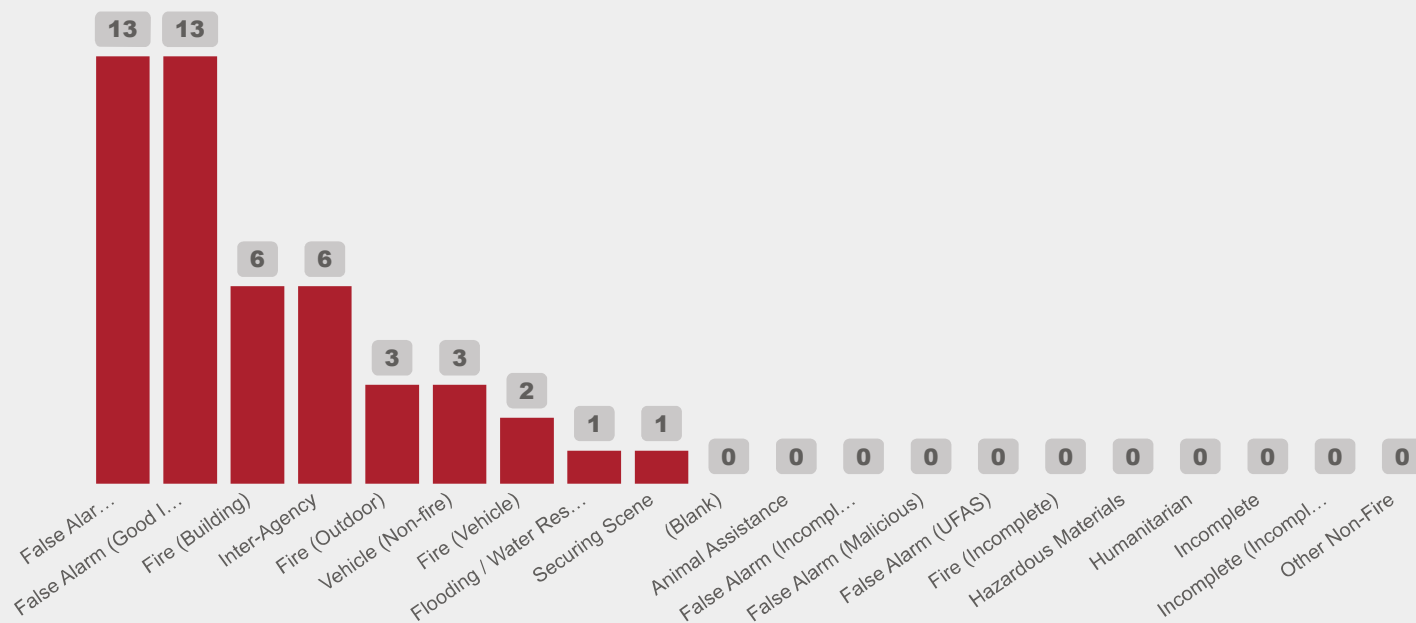
1	Summary	Page 3
2	Trends	Page 4
3	Accidental Dwelling Fires (ADFs)	Page 5
4	Accidental Dwelling Fire Casualties	Page 6
5	Non-Fire Casualties	Page 7
6	Deliberate Fires	Page 8
7	Non-Domestic Fires	Page 9
8	Unwanted Fire Alarm Signals (UFAS)	Page 10
9	Road Traffic Collisions (RTCs)	Page 11
10	Home Fire Safety Visits (HFSVs)	Page 12
11	Fire Safety Enforcement	Page 12
12	Prevention, Protection and Preparedness	Page 13
13	Station Availability and Establishment	Page 14
14	Glossary of Terms	Page 15

About the statistics within this report

The activity totals and other statistics quoted within this report are published in the interests of transparency and openness. They are provisional in nature and subject to change as a result of ongoing quality assurance and review. Because all statistics quoted are provisional there may be a difference in the period totals quoted in our reports after local publication which result from revisions or additions to the data in our systems. The Scottish Government publishes official statistics each year which allow for comparisons to be made over longer periods of time.

 48 Total Incidents (Incl. Incompletes)	 11 Fires	 11 Non-Fire Incidents	 26 False Alarms	 0 UFAS
 1 People Rescued by Firefighters	 0 People Receiving First Aid or Hospital Treatment (Fires)	 0 Fire Fatalities	 0 People Receiving First Aid or Hospital Treatment (Non-Fire)	 0 Non-Fire Fatalities
 16 Home Fire Safety Visits	 6 Fire Safety Audits			

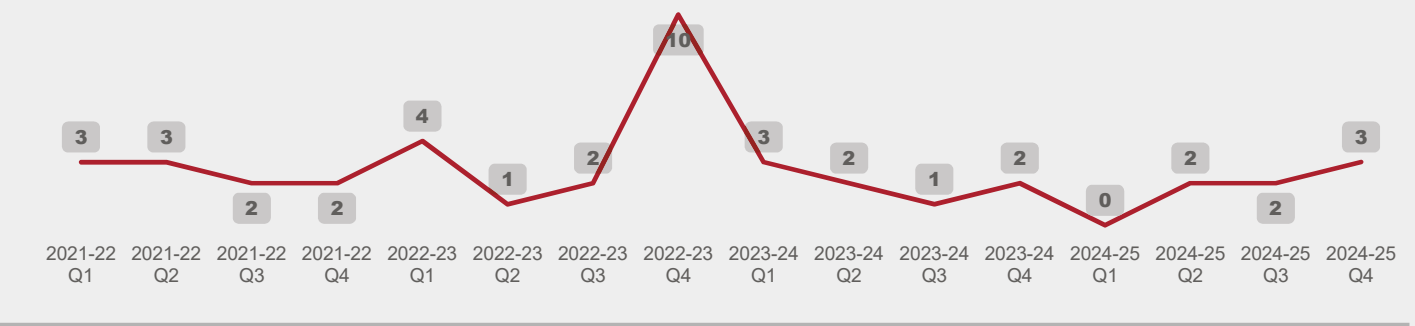
Top 10 Incident Types



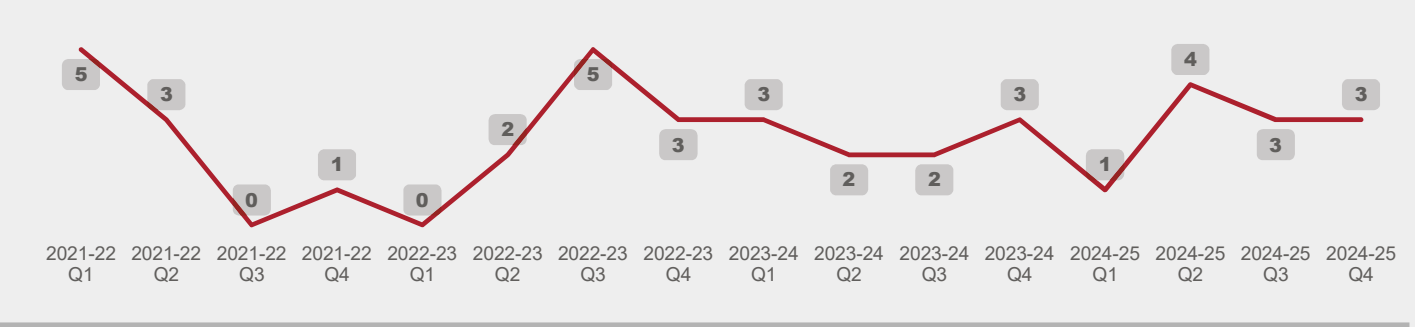
Incident numbers for Orkney remain significantly low compared to incident numbers per 10,000 head of population for Scotland. Interventions made by SFRS resources at operational incidents have been within their operational capacity and had been resolved without any significant challenge. Overall there are no identified trends requiring immediate action for the reporting period.

The following sections will provide illustration and analysis for key areas of SFRS activity within the Orkney Sector.

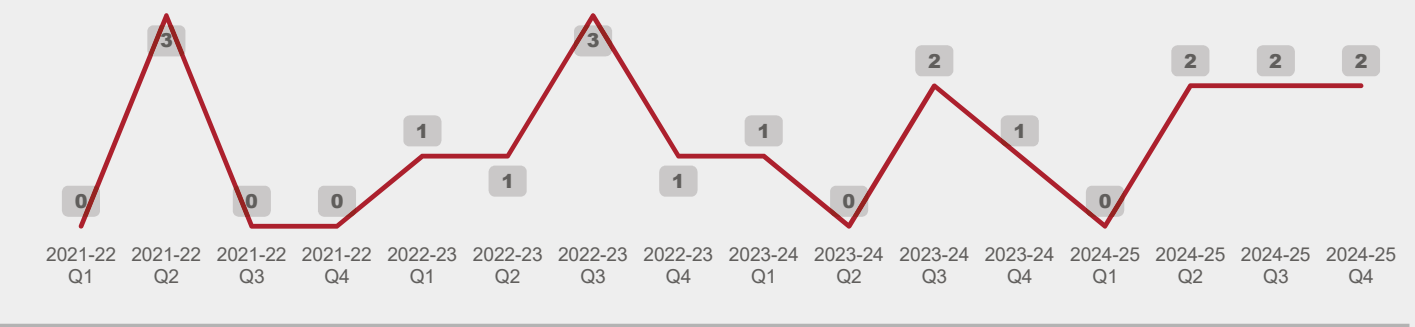
Accidental Dwelling Fires



Deliberate Fires



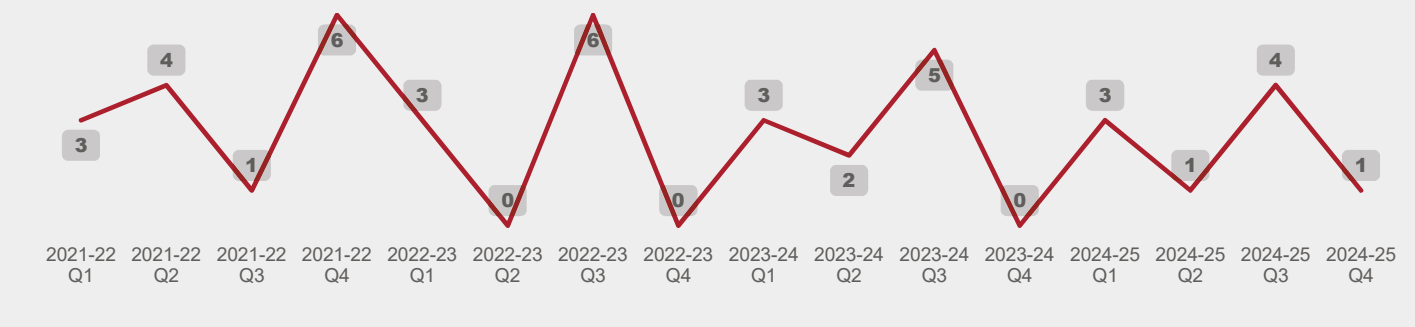
Non-Domestic Fires



Unwanted Fire Alarm Signals



Road Traffic Collisions



Trend by Quarter (4 years)

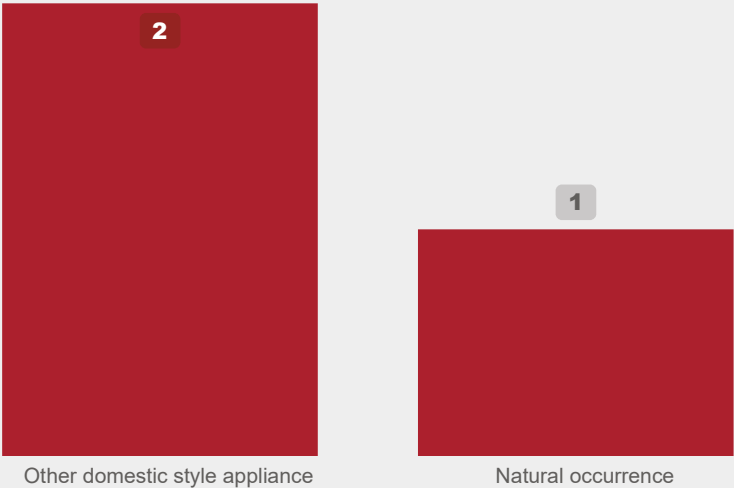


Extent of Damage	Incidents
Limited to item 1st ignited	1
Limited to room of origin	1
Whole building	1

Incidents by Ward



Source of Ignition (Top 10)



3
Accidental Dwelling Fires
in this period

Compared to the total number of accidental dwelling fires attended by SFRS across Scotland, Orkney represents only 0.3% of those incidents. Our focus on prevention has been supportive in achieving this.

Adding context to the information provided. When attending crews report on the "extent of damage" this includes areas that would have been affected by smoke and fire and does not indicate complete destruction of a building or compartment.

Trend by Quarter (4 years)



Casualties by Ward

Nature of Injury/Cause of Death	Casualties
---------------------------------	------------

0

Non-Fatal Casualties

0

Fatal Casualties

0

People Rescued by Firefighters

Extent of Harm (Non-Fatal)



0

First Aid Given at Scene



0

Hospital Slight Injuries



0

Hospital Serious Injuries

There have been 0 Fire Casualties and 0 Fire Fatalities. The Year to Date statistics for both measures remain as 0.

Trend by Quarter (4 years)



Casualties by Ward

Nature of Injury/Cause of Death	Casualties
---------------------------------	------------

0

Non-Fatal Casualties

0

Fatal Casualties

1

People Rescued by Firefighters

Extent of Harm (Non-Fatal)



0

First Aid Given at Scene



0

Hospital Slight Injuries



0

Hospital Serious Injuries

The statistics in this section includes SFRS attendance at incidents resulting in unintentional injury from non-fire related incidents. These would include incidents such as Road Traffic Collisions, Effecting entry on behalf of Scottish Ambulance Service and Medical response in support of other agencies.

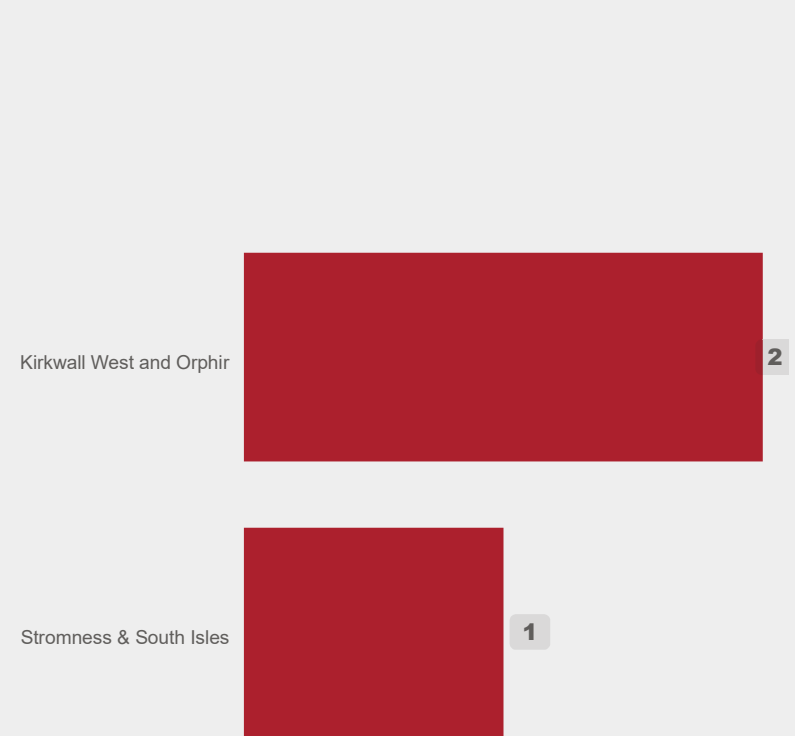
Q4 remains below the year incident average. There are no identified areas of concern.

Trend by Quarter (4 years)



Property Type	Incident
Other outdoors (including land)	2
Grassland, woodland and crops	1

Incidents by Ward



3

Deliberate Fires
in this period

Hour of Day



Deliberate fires for Q4 in the main have presented limited damage. However the community impact can never be ruled out. SFRS had been assisted by Orkney Islands Council through the excellent work of their communications team in delivering a strong message on the dangers and impacts of deliberate fires.

Compared to the total number of fires, classified as deliberate, attended by SFRS across Scotland, Orkney represents only 0.09% of those incidents.

There are no emerging trends in relation to this statistic.

Trend by Quarter (4 years)



Top 15 Property Types

Property Type	Incidents
Other residential	1
Public Utilities	1

Incidents by Ward




- Accidental
- Deliberate

2 (100.0%)

2

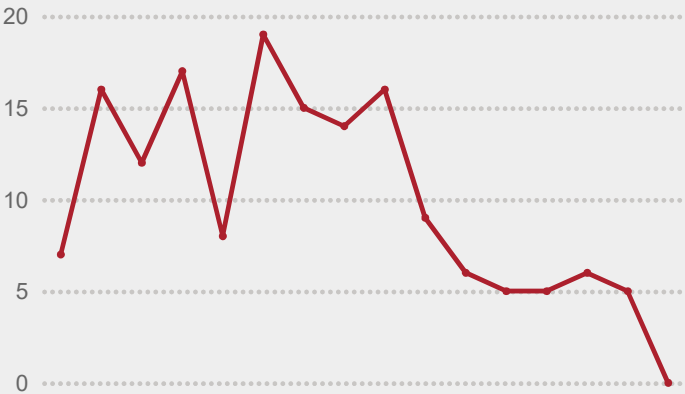
Non-Domestic
Fires in this
period

Extent of Damage




Non-Domestic fires for Q4 have been low impact and caused little or no damage. Our focus on prevention has been supportive in achieving this.

Trend by Quarter (4 years)



Incidents by Ward



Top 15 Property Types

Property Type	Incidents
---------------	-----------

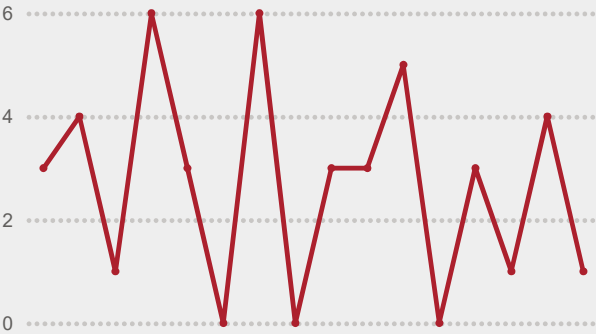
0

Unwanted Fire Alarm
Signals in this period

We responded to 26 False Alarm incidents with 0 classed as Unwanted Fire Alarm Signals (UFAS) during Q4 which is significantly below the average based on the previous 3-year figures.

Since the introduction of the updated UFAS Policy this is the first time that this has been achieved.

Trend by Quarter (4 years)



1

Road Traffic Collisions in this period

Property Type	Incidents
Car	1

Incident Type	Incidents
Vehicle (Non-fire)	1

Incidents by Ward

Stromness & South Isles

1

0

Non-Fatal Casualties

0

Fatal Casualties

0

People Rescued by Firefighters

Extent of Harm (Non-Fatal)



0

First Aid Given at Scene



0

Hospital Slight Injuries



0

Hospital Serious Injuries

Road Traffic Collision statistics for Q4 remain low and below the 3 year average.

10. Home Fire Safety Visits

2024-25 Q4



11. Fire Safety Enforcement

Job Type	Count
Audit	11

In addition to the HFSV conducted, close partnership working continues with agencies such as the Anti-Social Behaviour Intervention Team, Criminal Justice and Sensory Impairment to develop targeted interventions for those in need of support.

The SFRS continues to process Short Term Let applications as part of the auditing workload. At the time of report we have 1 property with an active enforcement plan.

February saw the launch of our updated approach to Home Fire Safety Visits and referrals. This sees a progression towards a more people centred application of the advice given based on individual needs. The aim is to provide anyone who makes a self-referral with bespoke advice and guidance. This will allow our personnel to focus on "high risk" HFSVs.

This month our Community Safety Advocate will attend "The Good Egg" car seat fitting training. This is another positive step in providing safety advice for Orkney residents. We will work with the Road Safety Forum to determine how we build this into the Road Safety Strategy. Other Road Safety updates include the CSA's attendance at an event hosted by Transport Scotland. The 'Building Capacity in the Safe System' project is a strategic initiative spearheaded by Transport Scotland, aiming to enhance road safety practices across the country by embedding the Safe System approach among those involved in delivering road safety measures. This project is part of a broader effort to reduce road traffic injuries and fatalities by promoting a systemic and proactive approach to road safety.

Finally, our CSA has completed the updated "Fire Safety Support and Education" allowing him to progress any referrals and provide support to partner agencies that have concerns from young persons who have a fascination with fire.










This month has seen the appointment of a new Auditing Officer. They will form part of the larger auditing and enforcement team supporting safety to the business community of Orkney.

Recruitment events had been hosted at Eday and Kirkwall Fire Station. It is hoped that we can progress those showing an interest into employment with the SFRS.

Four additional Trainee Firefighters took part in the first steps towards becoming serving members within our Community Fire Stations on Hoy, Stronsay and St Margaret's Hope after completing their basic training at Kirkwall District Office.

Spring Thematic Safety Action Plan

KEY OBJECTIVES

	KO1 <i>Reduce fire-related anti-social behaviour and the number of deliberate primary and secondary fires.</i>
	KO2 <i>(a) Reduce the number of outdoor fires involving grass/ heather/heathland and/or forested areas. (b) Reduce the number of wildfires.</i>
	KO3 <i>Reduce the number of fires in derelict/unoccupied buildings.</i>
	KO4 <i>Reduce the number of fires involving refuse/rubbish.</i>
	KO5 <i>Increased safety of commercial and public premises / UFAS.</i>
	KO6 <i>Increased Staycation awareness: (a) Promote fire safety within seasonal sleeping risks - caravan/ camping sites. (b) Promote fire safety within seasonal sleeping risks - hotels, guest houses/boarding houses, holiday centres and AirBnB type accommodation (Holiday Lets).</i>
	KO7 <i>Promote water safety.</i>
	KO8 <i>Promote road safety.</i>
	KO9 <i>Promote Lithium-Ion Battery Safety.</i>

- 14 x On-Call Retained Duty System appliances across 12 Stations

***Please note the availability figures do not include Joint Mobilising availability.**

Station	Oct 24 – Mar 25 Availability* %	Male	Female	Staff
Eday	7.18%	1	2	3
Hoy	87.02%	5	0	5
Kirkwall – 1 st Appliance	99.98%	12	3	15
Kirkwall – 2 nd Appliance	93.21%			
North Ronaldsay	89.53%	2	2	4
Papa Westray	97.72%	7	0	7
Rousay	73.04%	5	0	5
Sanday	99.44%	8	0	8
Shapinsay	88.36%	7	1	8
St Margaret's Hope	90.26%	8	0	8
Stromness – 1 st Appliance	99.63%	16	2	18
Stromness – 2 nd Appliance	82.88%			
Stronsay	100%	10	1	11
Westray	98.68%	10	0	10

- 107 x Station based personnel.
- 2 x Wholetime On-Call Watch Commanders.
- 1 x Wholetime On-Call Crew Commander.
- 1 x Wholetime Community Safety Advocate.
- 2 x Station Commanders, 1 x Group Commander, 1 x Area Commander.
- In addition to the above Orkney is remotely supported through the provision of Fire Safety Enforcement, Instructional staff and administrative functions.



SCOTTISH

FIRE AND RESCUE SERVICE

Working together for a safer Scotland



BUSINESS
INTELLIGENCE

Design, figures and charts by the Business Intelligence team.