

**Item: 3**

**Police and Fire Sub-committee: 24 February 2026.**

**Performance against Orkney Fire and Rescue Plan.**

**Report by Local Senior Officer.**

---

## **1. Overview**

- 1.1. All matters concerning the scrutiny of and engagement with the Police services and the Fire and Rescue Services in terms of the Police and Fire Reform (Scotland) Act 2012 and the Fire (Scotland) Act 2025 respectively, fall within the remit of the Police and Fire Sub-committee.
- 1.2. The quarterly performance report, attached as Appendix 1 to this report, reflects the performance outcomes outlined within the Orkney Fire and Rescue Plan, and provides performance information for the period 1 October to 31 December 2025.

## **2. Recommendations**

- 2.1. It is recommended that members of the Sub-committee:
  - i. Scrutinise the statistical performance of the Scottish Fire and Rescue Services, Orkney Islands area, for the period 1 October to 31 December 2025, detailed in the Quarterly Performance Report, attached as Appendix 1 to this report, in order to obtain assurance that progress is being made against the objectives.

**For Further Information please contact:**

David McGroarty, Group Commander for Orkney, Telephone 07961572722, Email [david.mcgroarty@firescotland.gov.uk](mailto:david.mcgroarty@firescotland.gov.uk).

## Implications of Report

1. **Financial:** None arising directly from this report.
2. **Legal:** None arising directly from this report.
3. **Corporate Governance:** Not applicable.
4. **Human Resources:** Not applicable.
5. **Equalities:** An Equality Impact Assessment is not required in respect of performance monitoring reports.
6. **Island Communities Impact:** An Island Communities Impact Assessment is not required in respect of performance monitoring.
7. **Links to Council Plan:** The proposals in this report support and contribute to improved outcomes for communities as outlined in the following Council Plan strategic priorities:
  - ☐ Growing our economy.
  - ☐ Strengthening our Communities.
  - ☐ Developing our Infrastructure.
  - ☐ Transforming our Council.
8. **Links to Local Outcomes Improvement Plan:** The proposals in this report support and contribute to improved outcomes for communities as outlined in the following Local Outcomes Improvement Plan priorities:
  - ☐ Cost of Living.
  - ☐ Sustainable Development.
  - ☐ Local Equality.
  - ☐ Improving Population Health.
9. **Environmental and Climate Risk:** Not applicable.
10. **Risk:** Not applicable.
11. **Procurement:** Not applicable.
12. **Health and Safety:** Not applicable.
13. **Property and Assets:** Not applicable.
14. **Information Technology:** Not applicable.
15. **Cost of Living:** Not applicable.

## List of Background Papers

Local Fire and Rescue Plan for Orkney.

## Appendix

Appendix 1: Quarterly Performance Report for the period 1 October to 31 December 2025.



## Orkney Islands

**2025-26 Q3**

## Scrutiny Report



**SCOTTISH**  
**FIRE AND RESCUE SERVICE**  
Working together for a safer Scotland

**Working together  
for a safer Scotland**



**ORKNEY**  
ISLANDS COUNCIL

# **Orkney Islands**













**2025-26 Q3**

## **Scrutiny Report**

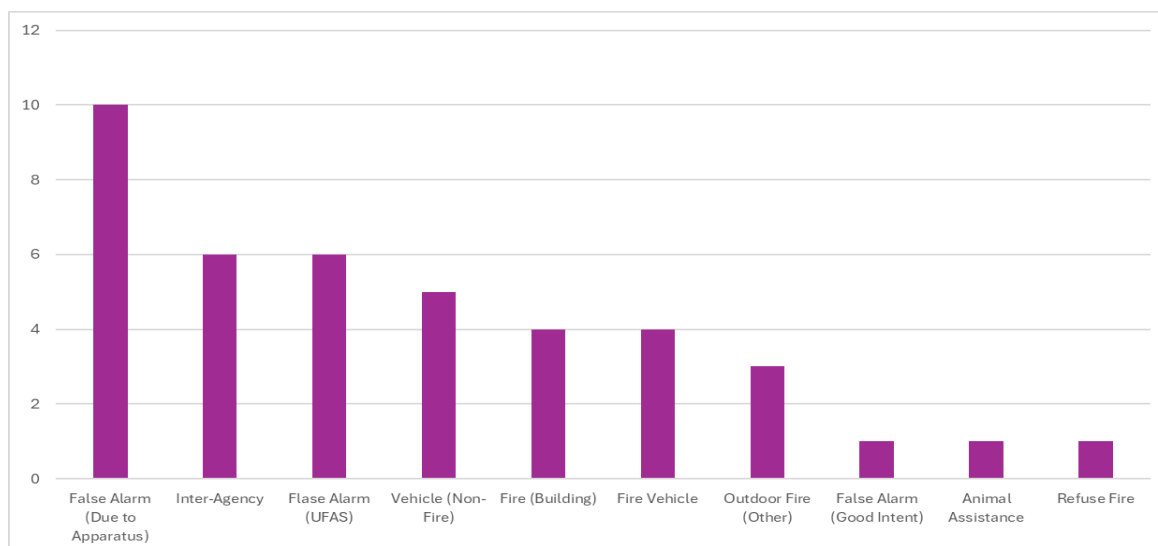
### **Contents**

1. Summary
2. Trends
3. Accidental Dwelling Fires (ADFs)
4. Accidental Dwelling Fire Casualties
5. Non-Fire Casualties
6. Deliberate Fires
7. Non-Domestic Fires
8. Unwanted Fire Alarm Signals (UFAS)
9. Road Traffic Collisions (RTCs)
10. Home Fire Safety Visits (HFSVs)
11. Fire Safety Enforcement
12. Resourcing and Availability
13. Community Safety & Engagement
14. Glossary of Terms

## 1. Summary

				
<b>40</b> Total Incidents	<b>12</b> Fires	<b>11</b> Non-Fire Incidents	<b>11</b> False Alarms	<b>6</b> UFAS
				
<b>1</b> People Rescued by Firefighters	<b>0</b> People Receiving First Aid or Hospital Treatment (Fires)	<b>0</b> Fire Fatalities	<b>2</b> People Receiving First Aid or Hospital Treatment (Non-Fire)	<b>1</b> Non-Fire Fatalities
				
<b>57</b> Home Fire Safety Visits	<b>6</b> Fire Safety Audits			

## Top 10 Incident Types

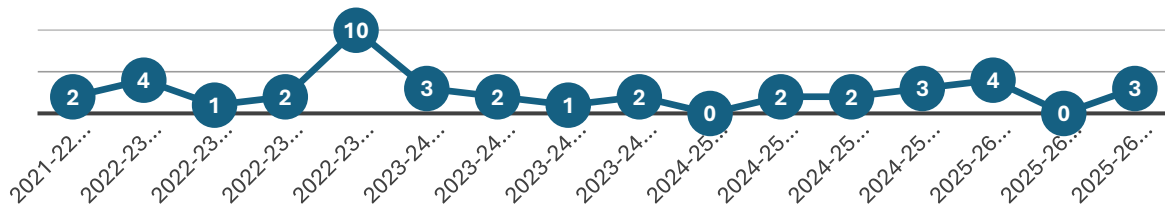


The information above provides a summary of the three-months (1 October – 31 December 2025) activity against headline indicators. It aims to provide an at a glance view of our performance during the current reporting period.

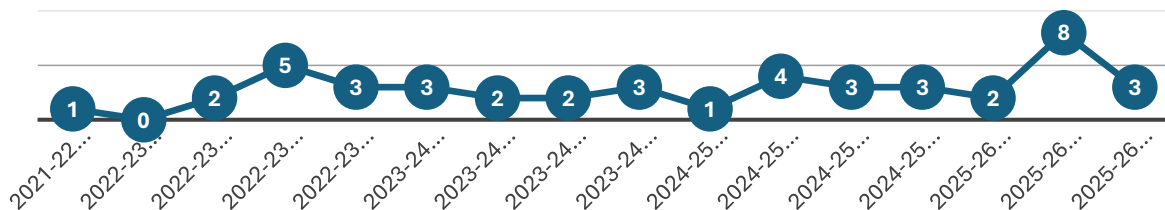
Activity has been within the operational capacity of our Orkney based resources.

## 2. Trends (Previous 16 Quarters / 4 Years)

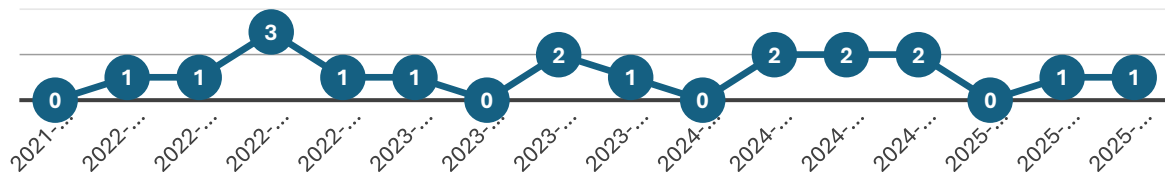
### Accidental Dwelling Fires



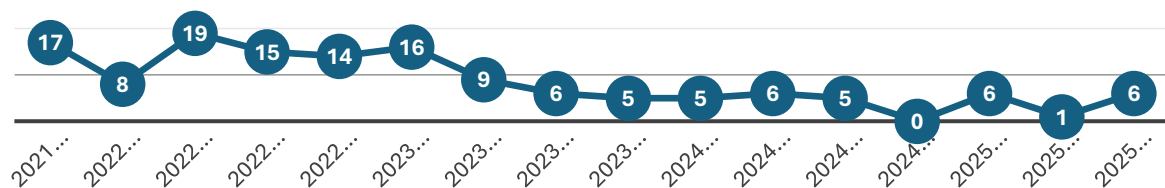
### Deliberate Fires



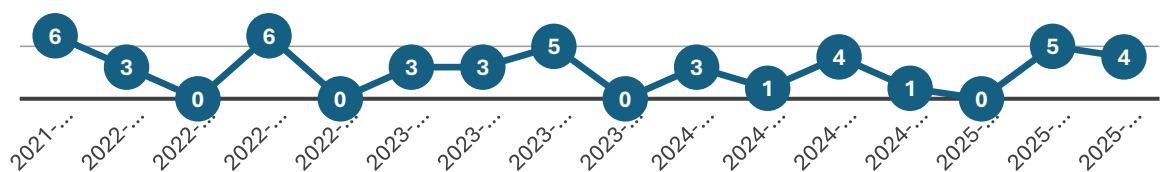
### Non-Domestic Fires



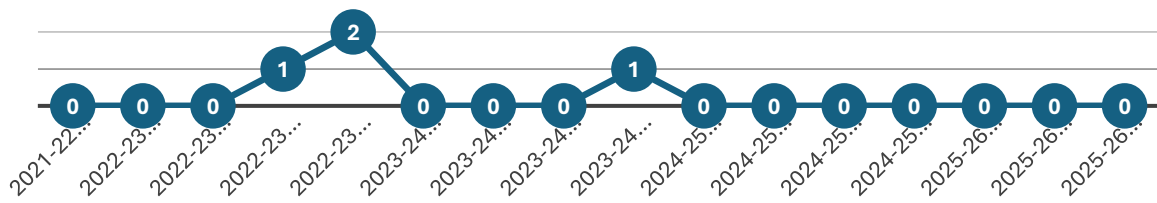
### Unwanted Fire Alarm Signals



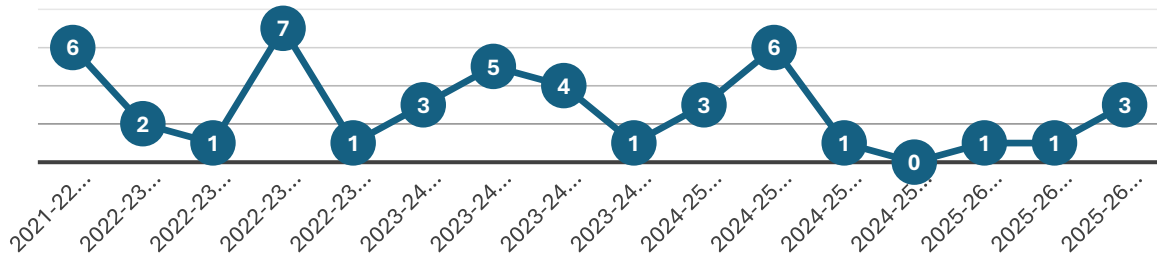
### Road Traffic Collisions



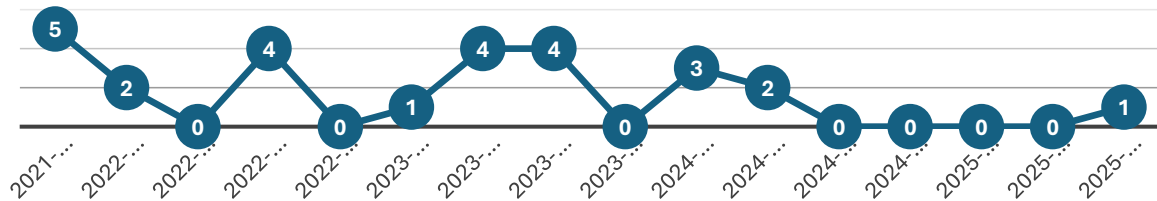
## Accidental Dwelling Fire Casualties



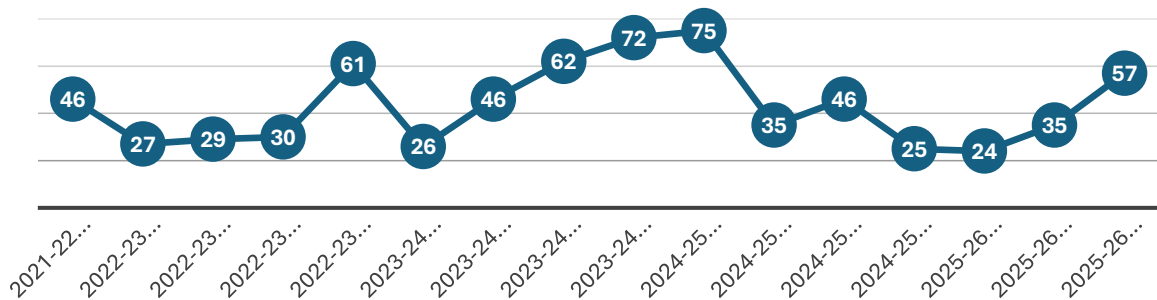
## Non-Fire Casualties



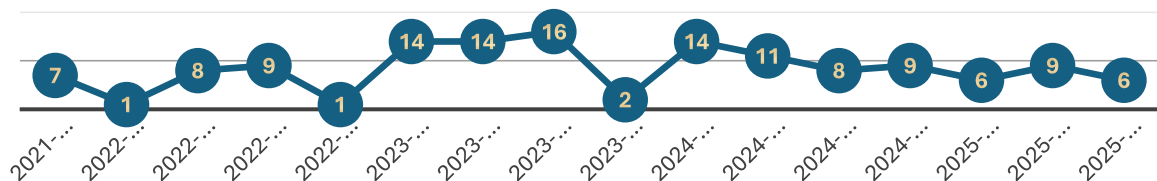
## Road Traffic Collision Casualties



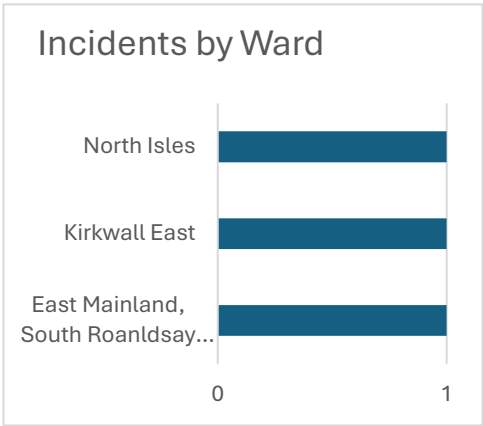
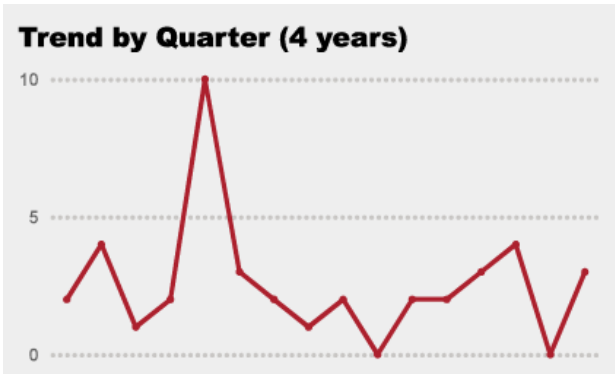
## Home Fire Safety Visits



## Fire Safety Audits



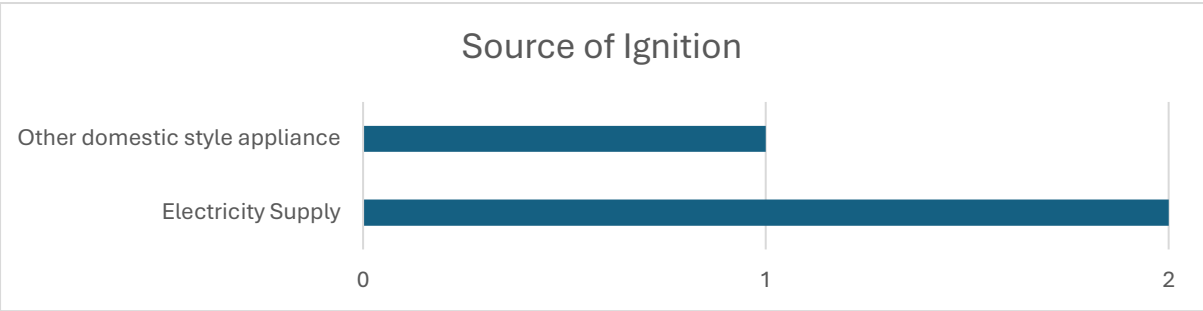
3. Accidental Dwelling Fires



Extent of Damage	Incidents
Limited to 2 floors (not whole building)	1
Limited to floor of origin (not whole building)	1
Not applicable	1

3

Accidental Dwelling Fires in this period.

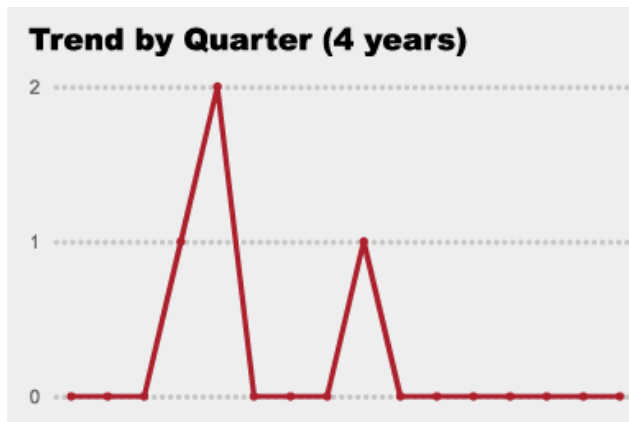


During this reporting period there were **3 Accidental Dwelling Fires (ADFs)** which is slightly higher than the previous reporting period but well within a tolerable threshold.

We continuously monitor local and national trends in order to provide members of the public with the most relevant and up to date home fire safety advice.



#### 4. Accidental Dwelling Fire Casualties



### Casualties by Ward

Nature of Injury/Cause of Death		Casualties	0 Non-Fatal Casualties	0 Fatal Casualties	0 People Rescued by Firefighters
		▼			

### Extent of Harm (Non-Fatal)



# O

### First Aid Given at Scene



0

## Hospital Slight Injuries

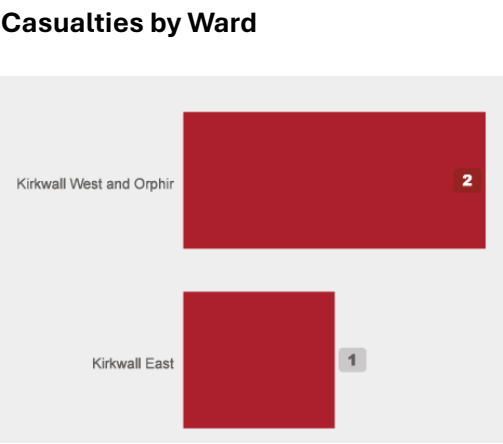


0

## Hospital Serious Injuries

There were **0 ADF Fatalities** and **0 ADF Non-Fatal Casualties** for this reporting period.

5. Non-Fire Casualties

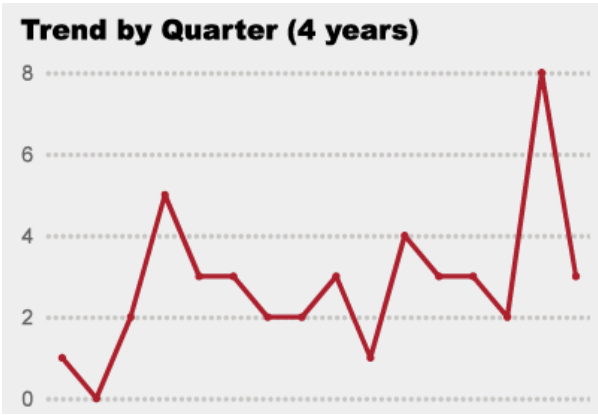


Nature of Injury/Cause of Death	Casualties
Bruising	1
Chest pain / Heart condition / Cardiac arrest	1
Other	1



During this reporting period there was **1 Fatal Non-Fire Casualty** and **2 Non-Fatal Non-Fire Casualties**, this sees an increase compared to the previous period.

6. Deliberate Fires



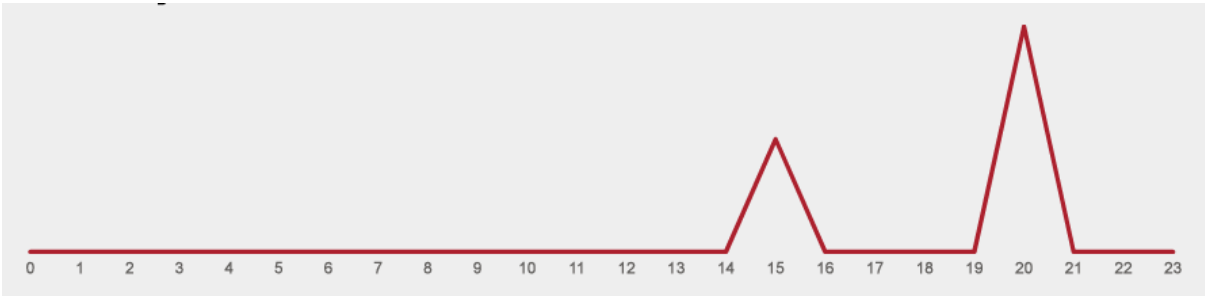
Property Type	Incident
Other outdoors (including land)	2
Refuse	1

**Incidents by Ward**



**3 Deliberate Fires in this period.**

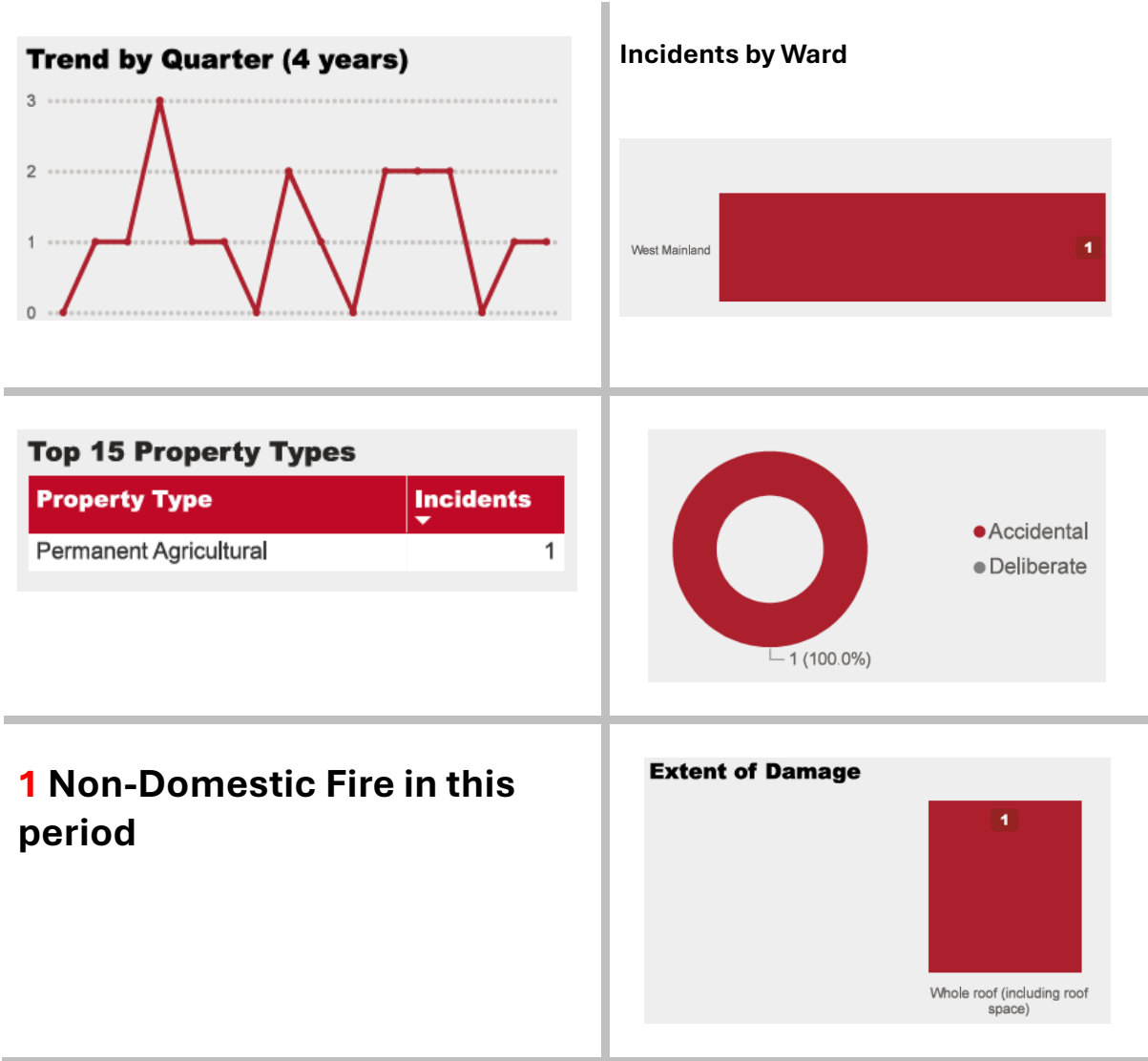
**Hour of Day**



During this period there were **3 Deliberate Fires** which is a decrease compared to the previous reporting period.

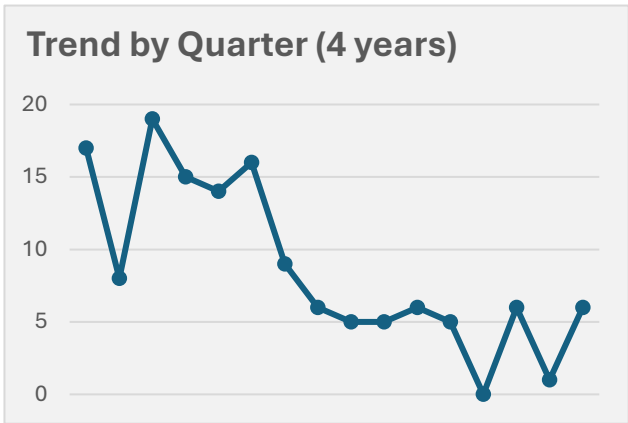
There continues to be no significant or concerning trends.

7. Non-Domestic Fires



There was **1 Non-Domestic Fire** in this period, which is a slight increase to the previous reporting period.

8. Unwanted Fire Alarm Signals



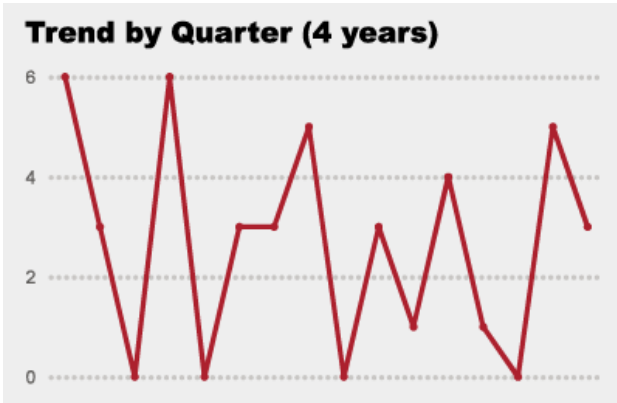
**6 Unwanted Fire Alarm Signals in this period**

Top 15 Property Types

Property Type	Incidents
Other Residential Home	3
Nurses’/Doctors accommodation	1
Hotel / Hostel	1
Processing	1

There were **6 Unwanted Fire Alarm Signals (UFAS)** during this period, which is a slight increase to the previous reporting period. The figures for UFAS continue to remain low following the Service’s change to our attendance at commercial businesses and workplace premises.

9. Road Traffic Collisions



Incidents by Ward



Property Type	Incidents
Car	4

**4 Road Traffic Collisions in this period**



**Extent of Harm (Non-Fatal)**



**0**

**First Aid Given at Scene**



**1**

**Hospital Slight Injuries**

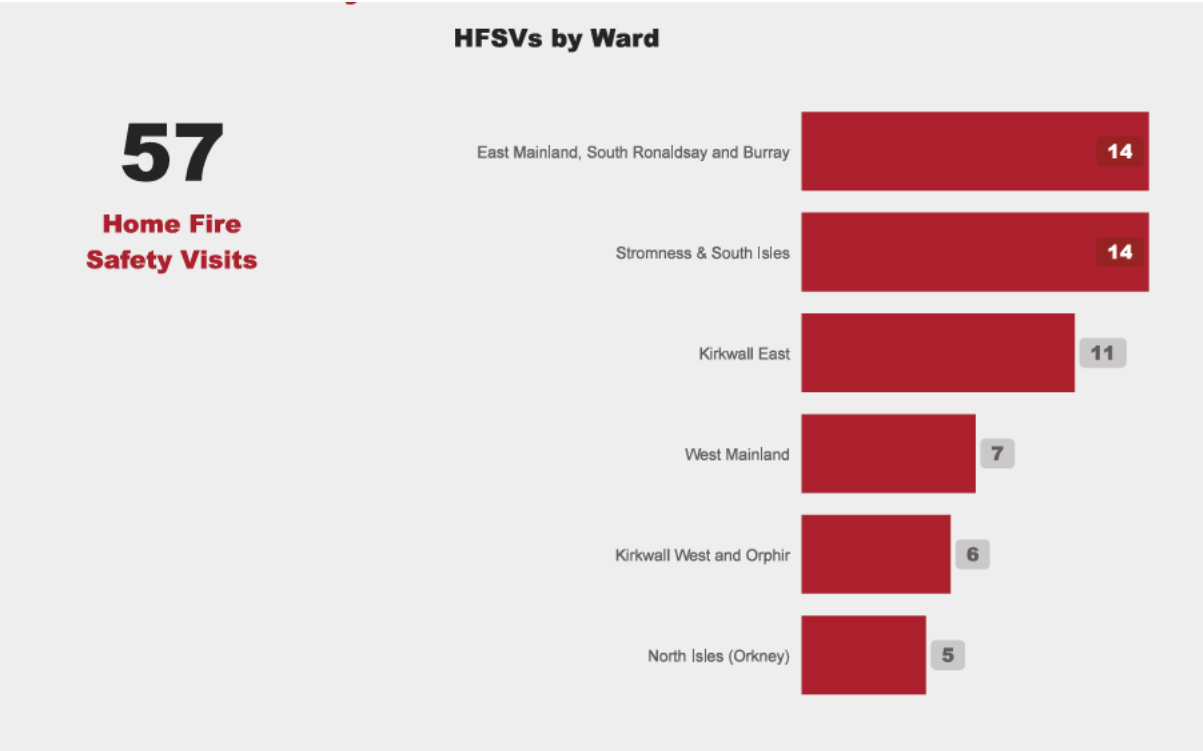


**0**

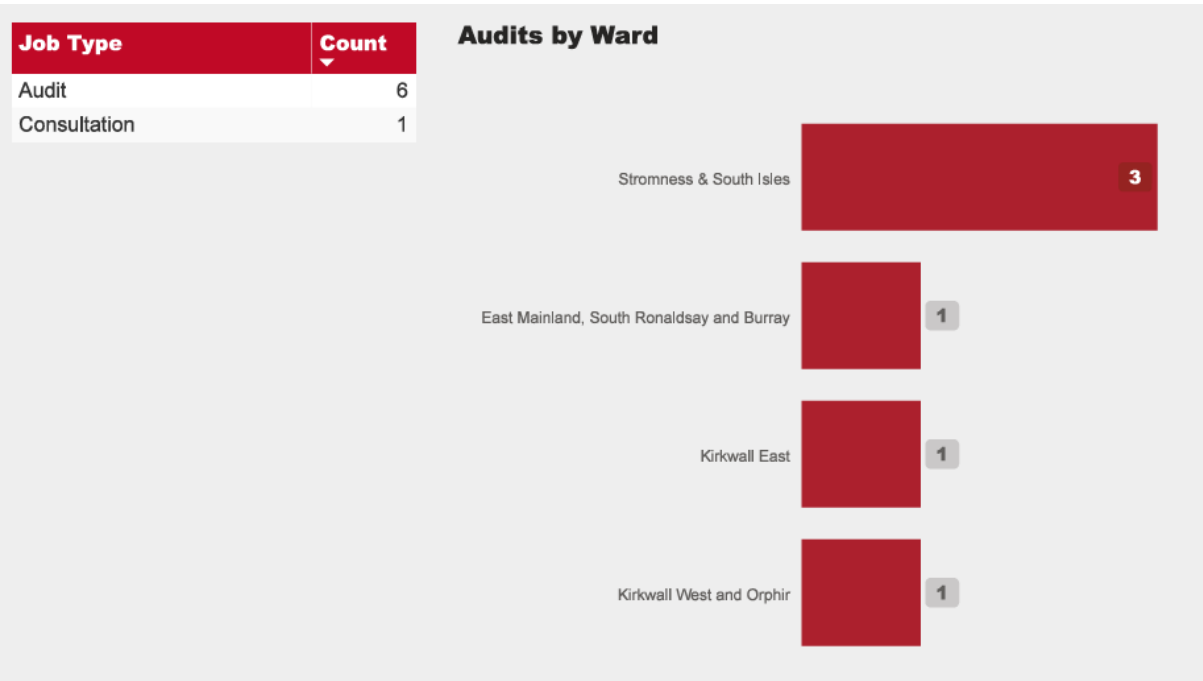
**Hospital Serious Injuries**

There were **4 Road Traffic Collisions (RTCs)** which is slight decrease compared with the previous reporting period. There were **1 Fatal Casualties** and **1 Non-Fatal Casualty** who had been transferred onwards to hospital with slight injuries.

10. Home Fire Safety Visits



11. Fire Safety Enforcement



There were **57 Home Fire Safety Visits (HFSVs)** undertaken by our personnel during this period. We continue to work with partners and referring agencies to target those at most need and vulnerable to harm within our communities.

## 12. Resourcing and Availability

### Orkney Resource Availability

Across Orkney we have 14 On-Call Rescue Appliances operating from 12 Community Fire Stations and are crewed by 104 operational personnel.

The average availability for our resources, outside of our known dormant location, is 88.77%.








Availability and response to incidents can also be bolstered via our Joint mobilising Principles. On occasions where stations are below the requisite skill levels, joint mobilising of resources is also utilised across some locations to support operational availability. Our Operations Control Room has built in protocols and action plans in place for the mobilisation of resources to remote island locations.

Our full staffing compliment is comprised of:

- 104 x Station Based Personnel
- 2 x Wholetime On-Call Watch Commanders
- 1 x Wholetime On-Call Crew Commander
- 1 x Wholetime Community Safety Advocate
- 1 x Part-time Fire Safety Auditing Officer
- 2 x Station Commanders, 1 x Group Commander and 1 x Area Commander
- In addition to the above Orkney is supported through national structures in the provision of additional Instructional Staff and Business Support Functions.

## 13. Community Safety and Engagement

Winter Community Safety Thematic Action Plan 16<sup>th</sup> November – 15<sup>th</sup> February

				KO4	Promote benefits of carbon monoxide detection within the home.
	KO1	Reduce accidental dwelling fires:		KO5	Promote chimney safety including flues, solid fuel stoves, log burners and wood burning heaters.
		(a) Minimise the impact of accidental fire in the home over the peak Winter/Festive period.			
		(b) Reduce the overall number and severity of accidental fires in the home, accidental fire casualties and fatalities.			
		(c) Minimise the number of accidental fires and fire casualties in the home involving persons over 65 years of age.			
		(d) Provide relevant public information and advice relating to winter safety and cost of living / fuel poverty, including highlighting the increased risk from fire and accidents over the festive period due to alcohol consumption.			
	KO2	Target Home Fire Safety Visits (HFSV) for those vulnerable groups of people at highest risk of fire within our communities.		KO8	Consider additional winter safety themes:
					(a) Electrical Safety (b) Power Cuts (c) Stairwell / Close Safety (d) Flooding (e) Portable Heaters
	KO3	Increased safety of commercial and public premises (Enforcement).		KO9	Promote Lithium-Ion Battery Safety.



Over the period, as a result of face to face engagements 13 onward referrals to partner agencies for additional support took place following Home Fire Safety Visits.

A number of sessions took place at the Council Offices as part of Member CPD using the British Heart Foundation CPR training materials and Defibrillator use.

### **Focus on Resilience, Emergency Planning and Partnership arrangements:**

#### Bonfire Night 2025

Operation Moonbeam is a Police led operation and oversees and coordinates National and Local arrangement for the Bonfire Period. Early engagement took place with relevant Stakeholders within Orkney Islands Council prior to the 5<sup>th</sup> of November to support communications in support of a safe Bonfire Night. In conjunction with social messaging our Community Safety Advocate and Operational Crews carried out educational safety talks.

Thanks to the excellent work from Orkney Islands Council Communications team and our educational pieces Orkney had another safe and uneventful bonfire period.

#### Exercise Shopboard

This was a planned tabletop exercise as part of the PREPARE strand of the UK's Strategy for Countering Terrorism. It brought together a variety of partners across Orkney to take part in a discursive exercise of actions during incident leading to the stages of incident recovery.

#### Exercise Pegasus

This was a series of workbook led responses examining partnership arrangements for response to a Pandemic. This exercise occurred concurrently across Scotland's Local Authority areas. It was yet again a testament to collaboration and coordination of our partners in making a swift and well measured response to the ask.

## **14. Glossary of Terms**

### **ADF**

Accidental Dwelling Fire.

### **HFSV**

Home Fire Safety Visit.

### **PDIR**

Post Domestic Incident Response, a term used to indicate actions taken following attendance at a fire or other incident in the home. PDIRs include amongst things the offer of a free follow up home fire safety visit.

### **RTC**

Road Traffic Collision.

### **Special Service**

Calls to incidents which are not fires or false alarms such as RTCs, rescues, flooding, incidents involving hazardous materials or the provision of assistance to other agencies.

## **UFAS**

Unwanted Fire Alarm Signals. When an automatic fire detection and alarm system is activated as a result of anything other than an actual fire the activation is classed as a false alarm. If an attendance is made to such an event by the Scottish Fire and Rescue Service, then the event is recorded as an UFAS incident.

### UFAS Policy Change

*In response to COVID, on the 6th May 2020, the SFRS decided to send 1 pump to UFAS premises that did not have their own Predetermined attendance (PDA).*

*As of 1st July 2023, the COVID interim 1 pump response was ended and a new UFAS policy was implemented. The new policy is to call challenge all UFAS incidents with the intention of non-attendance. Hospitals, care homes, and sleeping risk premises are all exempt and receive either 2 pumps or their premise specific PDA.*



# SCOTTISH

## FIRE AND RESCUE SERVICE

Working together for a safer Scotland



BUSINESS  
**INTELLIGENCE**

Design, figures and charts by the Business Intelligence team.