

Item: 4

Police and Fire Sub-committee: 24 November 2022.

Performance Against Local Policing Plan.

Report by Chief Inspector Alasdair MacLeod – Area Commander (Orkney Area Command).

1. Purpose of Report

To provide an update on progress with reference to the objectives outlined in the 2020-2023 Orkney Islands Local Policing Plan.

2. Recommendations

The Sub-committee is invited to scrutinise:

2.1.

Progress in respect of the Orkney Islands Local Policing Plan 2020-2023, for the period 1 April to 30 September 2022, attached as Appendix 1 to this report, in order to obtain assurance that progress is being made against the objectives.

3. Performance Monitoring

3.1.

The Performance Against Local Policing Plan 2020-2023, attached as Appendix 1 to this report, covers all priorities featured in the local Policing Plan and gives evidence of Prevention and Intervention work corresponding to each of the Policing priorities. It also provides a local narrative in relation to Serious and Organised Crime and Counter Terrorism.

3.2.

Appendix 1 also includes progress made against the objectives set within the Orkney Islands Local Policing Plan 2020-2023 Year 3, for the reporting period 1 April to 30 September 2022.

3.3.

The Sub-committee is invited to scrutinise the progress set out in the attached performance report.

4. Corporate Governance

This report relates to Orkney Islands Council complying with governance and its scrutiny role and therefore does not directly support and contribute to improved outcomes for communities as outlined in the Council Plan and the Local Outcomes Improvement Plan.

5. Financial Implications

There are no immediate legal implications arising from this report.

6. Legal Aspects

There are no immediate legal implications arising from this report.

7. Contact Officer

Chief Inspector Alasdair MacLeod - Area Commander (Orkney Area Command).
Telephone: 01856 884 540. Email: Alasdair.macleod@scotland.police.uk

8. Appendix

Appendix 1: Performance Against Local Policing Plan 2020-2023 Year 3, for the period covering 1 April 2022 – 30 September 2022.

**Performance Against
Local Policing Plan 2020/2023**



**POLICE
SCOTLAND**
Keeping people safe
POILEAS ALBA

Orkney Police and Fire Sub-Committee
Tuesday 24 November 2022

Reporting Period - 01 April 2022 – 30 September 2022



Report by Chief Inspector Alasdair MacLeod –
Area Commander (Orkney Area Command)

Working together, ensuring Orkney remains a safe and vibrant
place to live and work



**POLICE
SCOTLAND**
Keeping people safe
POILEAS ALBA

Contents

Introduction by the Area Commander	2
Local Policing Priorities	3
Orkney: At a glance	4
Road Safety and Road Crime	6
Anti-Social Behaviour, Disorder and Violence (including Alcohol and Drug misuse)	8
Acquisitive Crime	10
Protecting Vulnerable People	11
Serious and Organised Crime	13
Counter Terrorism	14
Crime Statistics	15

Introduction by the Area Commander

Chief Inspector Alasdair MacLeod



I present to you the Orkney Police and Fire Sub-Committee Scrutiny Report, covering the reporting period 01 April 2022 to 30 September 2022. I hope the style of the new report is continuing to provide you with the required breakdown of crime statistics for our Area Command.

The interpretation of statistics continues to be a key part of what we do, identifying potential crime trends and ensuring I have the right officers in the right place to keep our communities safe. We do compare data on previous years, however it may be some years before we can accurately compare year on year data as a result of the COVID-19 pandemic. I am always happy to discuss the data and provide some context around the statistics provided within the report.

Following the challenges from COVID-19, we are now facing some real cost of living challenges which will impact all of our communities, including those who have not felt such hardship before. My team are continuing to work with partners to protect the vulnerable people within our communities.

We maintain presence on our Orkney roads, enforcing road traffic legislation, improving road safety and investigating road traffic collisions.

Fraud continues to increase with individuals falling victim to various methods of fraud. We have attempted to increase publicity around these and worked with financial institutions to reinforce messages around keeping money safe.

I am pleased to report that there has been no incidents of Hate Crime in the reporting period. We will continue to support victims of crime to engage with us and feel confident in reporting crimes to us.

Our work tackling serious and organised crime continues, we continue to disrupt these individuals and working effectively with partners is key. We use these relationships to identify individuals that are vulnerable to exploitation, ensuring early and effective interventions are progressed and making Orkney inhospitable to serious and organised crime groups.

Finally, the implementation of technology within Police Scotland I hope will continue, however with the recent budget announcement of cuts to the Police Service these may not progress as promptly as I would prefer.

Local Policing Priorities

The Local Policing Priorities for the N Division area are decided by data from our Strategic Assessment which details Threats and Risks, and also feedback from Local Authorities, Partners and residents in the Your Police survey.



ROAD SAFETY AND ROAD CRIME

Collaborate to reduce casualties and crime on our roads



ANTISOCIAL BEHAVIOUR, VIOLENCE AND DISORDER

Engage with the public and communities to reduce and prevent crime



ACQUISITIVE CRIME

Reduce crime through preventing offending and reducing re-offending



PROTECTING VULNERABLE PEOPLE

Support people considered vulnerable through working with partners



SERIOUS ORGANISED CRIME

Reduce the harm caused by serious organised crime including cyber related crime



TERRORISM AND PUBLIC ORDER

Prevent, Pursue, Protect and Prepare through collaborative preparedness

Orkney: At a glance

Road Safety and Road Crime

Overall, Road Crime offences have increased by 96.0% (171.4 more offences) against the 5 Year Average and increased by 89.2% (165 more offences) against the Last Year To Date (LYTD).

Offences in relation to Disqualified Driving have reduced by 100.0% (1 fewer offence) against the 5 Year Average and stayed the same at 0 offences against the LYTD.

Mobile Telephone offences have increased by 200.0% (4 more offences) against the 5 Year Average and increased by 500.0% (5 more offences) against the LYTD.

Failure to Insure Against Third Party Risk offences have increased by 70.6% (12 more offences) against the 5 Year Average and increased by 26.1% (6 more offences) against the LYTD.

Anti-Social Behaviour, Disorder and Violence (including Alcohol and Drugs Misuse)

Overall, Anti-Social Behaviour has reduced by 45.9% (21.2 fewer crimes) against the 5 Year Average and reduced by 28.6% (10 fewer crimes) against the LYTD.

Offences in relation to Culpable and Reckless Conduct have increased by 185.7% (2.6 more crimes) against the 5 Year Average and has increased by 100.0% (2 more crimes) against the LYTD.

Offences in relation to Assault have increased by 13.7% (7 more crimes) against the 5 Year Average and increased by 45.0% (18 more crimes) against the LYTD.

Acquisitive Crime

Overall, Acquisitive Crime has increased by 33.2% (16.2 more crimes) against the 5 Year Average and increased by 85.7% (30 more crimes) against the LYTD.

Offences in relation to Housebreaking (Dwelling House) have reduced by 16.7% (0.2 fewer crimes) against the 5 Year Average and reduced by 50.0% (1 fewer crime) against the LYTD.

Fraud offences have increased by 210.3% (12.2 more crimes) against the 5 Year Average and increased by 38.5% (5 more crimes) against the LYTD.

Protecting Vulnerable People

Overall, Sexual Crime has increased by 206.9% (41.8 more crimes) against the 5 Year Average and increased by 148.0% (37 more crimes) against the LYTD.

Domestic related offences have reduced by 13.51% (5.8 fewer crimes) against the 5 Year Average and increased by 2.7% (1 more crime) against the LYTD.

Offences in relation to Hate Crime have reduced by 100.0% (2.2 fewer crimes) against the 5 Year Average and have reduced by 100% (4 fewer crimes) against the LYTD.

Serious and Organised Crime

Overall, Drugs offences has increased by 16.5% (5.8 more crimes) against the 5 Year Average and increased by 241.7% (29 more crimes) against the LYTD.

Counter Terrorism & Domestic Extremism

Police Constable Lisa Campbell, N Division's Local Counter Terrorism Officer stated:

"As the Counter Terrorism Liaison Officer (CTLO) for N Division, I ensure areas have a Local Contest Liaison Officer who is kept up to date on latest developments in Contest".

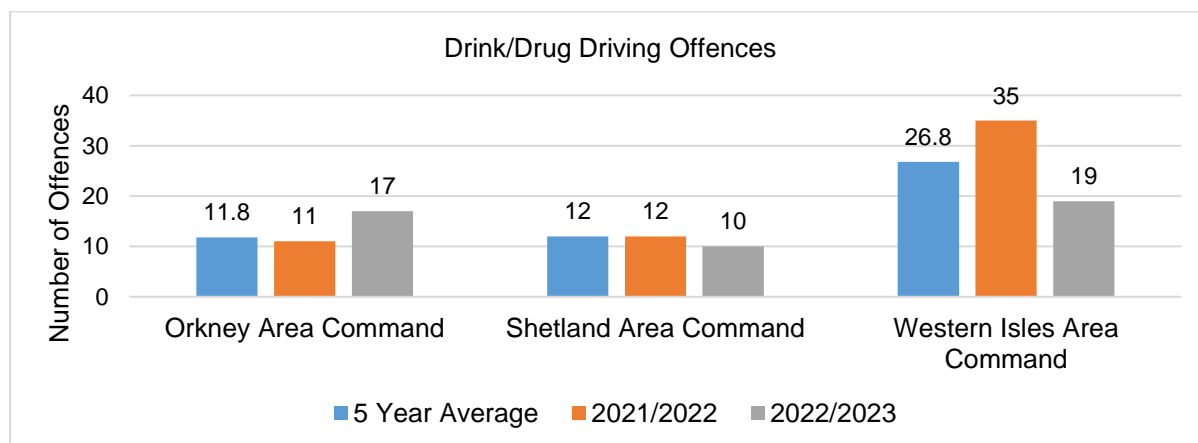
Road Safety and Road Crime

Intention - With Partners, enhance Road Safety across Orkney.

Objective – With Partners, deliver a Road Safety Strategy focusing on: Challenging driver behaviour; Education at the road side and elsewhere; Detection of offences linked to contributing factors of Fatal and Serious Road Traffic Collisions and collectively reducing potential harm.

	5 Year Average	3 Year Average	YTD 2021/2022	YTD 2022/2023	YTD Variation	Detection Rate
Number of Fatalities - Road Traffic Collisions	2.4	3.0	2	6	4	N/A
Drink/Drug Driving Offences (Drug Driving)	11.8	11.0	11 (0)	17 (2)	6 (2)	88.24%
Speeding Offences	31.4	38.7	28	119	91	96.75%

2022/2023 Drink/Drug Driving Offences -



Operation CEDAR - (Challenge, Educate, Detect and Reduce) builds on established practices and will continue to focus on various agencies working in partnership to reduce the number of people killed and seriously injured in Orkney.

Operation CEDAR involves proactive multi-agency enforcement operations on the roads, which sits alongside education activity aimed at improving driver behaviour of all ages. Partner agencies continue to work together to improve understanding of the factors which could contribute to improving road safety for everyone on the roads and together respond to these issues.

Operation Close Pass – Cyclists are welcome visitors to Orkney. They contribute to the local economy and in addition, urban cycling, whether for leisure or commuting is becoming increasingly popular throughout the N Division area. Operation Close Pass encourages motorists to give consideration to cyclists when passing and respect their status as vulnerable road users.

Anti-Social Behaviour, Disorder and Violence (including Alcohol and Drug misuse)

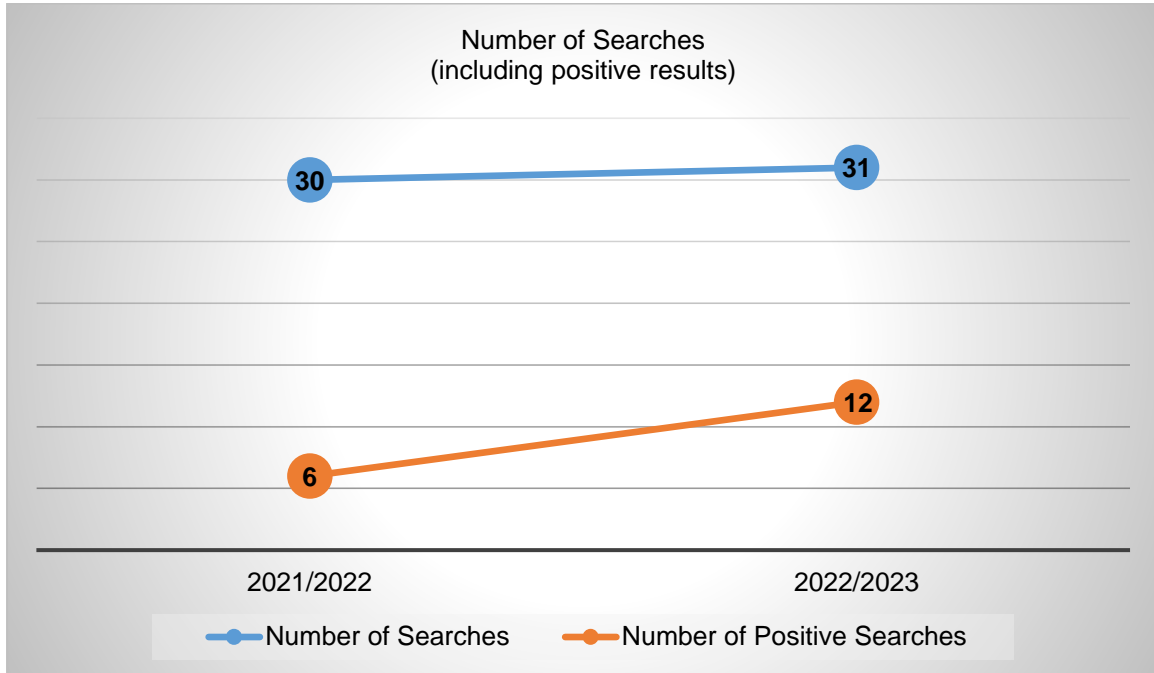
Intention – With Partners, better understand the causes to prevent and reduce instances of Anti-Social Behaviour, Disorder and Violence to enhance community safety across Orkney.

Objective – Work with Partners to share information, support Education, Prevention, Diversionary and Enforcement Measures linked to harmful alcohol consumption; maintain robust procedures around licensed premises; support victims of violent crime by working with partners to improve service provision and prevent repeat victimisation.

	5 Year Average	3 Year Average	YTD 2021/2022	YTD 2022/2023	YTD Variation	Detection Rate
Assault	51.0	45.7	40	58	18	96.6%
Serious Assault	2.6	1.7	1	2	1	0%
Drug (Possession) Offences	29.2	32.3	9	38	29	86.8%
Drug Deaths	0.60	0.66	0	0	-	N/A

Drugs Deaths – The rate of Drug Related Deaths within Orkney is positive. N Division continues to work with Partner Agencies in order to support individuals who find themselves involved with alcohol and controlled substance misuse.

Stop and Search -



Positive Stop Search - A positive stop and search is when an item is recovered where possession of same implies criminality on the part of the individual being searched or any other; or potentially compromises the safety of that individual or another.

No Knives, Better Lives - No Knives, Better Lives (NKBL) is a national capacity-building programme that supports primary prevention work related to knife carrying in Scotland. In 2009, the NKBL National Delivery Team at YouthLink Scotland and the Scottish Government began supporting partners in 11 selected Local Authority areas to implement NKBL. The approach to prevention is informed by the principles and values of youth work and a public health approach to violence prevention. The focus is not just on what it is we do not want young people to do and how to stop them doing it, but also what we want young people to be able to do, how we support them to understand and navigate risk and to make positive life choices.

Arrangements are being made Police Scotland’s Prevention and Interventions Officers to support this initiative in Orkney.

Acquisitive Crime

Intention – With Partners and Communities, prevent instances of acquisitive crime across Orkney.

Objective – With Partners, share information, support education, prevention, diversionary and enforcement activity linked to acquisitive crime; develop work with targets – recidivist offenders to reduce reoffending linked to acquisitive crime e.g. Persistent Offenders programme; enhance the use of all media platforms to raise awareness of local and national preventative initiatives.

	5 Year Average	3 Year Average	YTD 2021/2022	YTD 2022/2023	YTD Variation	Detection Rate
Housebreaking (Dwelling House)	1.2	0.7	2	1	-1	100%
Fraud	5.8	8.0	13	15	5	11.1%
Theft by Shoplifting	11.0	10.3	5	14	9	85.7%
Motor Vehicle Crime	3.2	2.7	2	8	6	212.5%

Fraud – The increase in Fraud related crimes has not only been experienced by members of the public residing within Orkney, but across the wider N Division area, Scotland and the United Kingdom.

Fraud –

Banking Protocol

Following a number of incidents across the N Division area in respect of Frauds and Banking Protocol, work has been ongoing with various Banks within N Division to setup learning sessions between staff members to talk through Banking Protocol. This has allowed for a better understanding of the Police response, management of vulnerabilities and referrals/support available to victims.

This has and will continue to allow Bank staff to be aware as to the point in they feel that they can/should intervene.

Protecting Vulnerable People

Intention – Protect people at risk of harm.

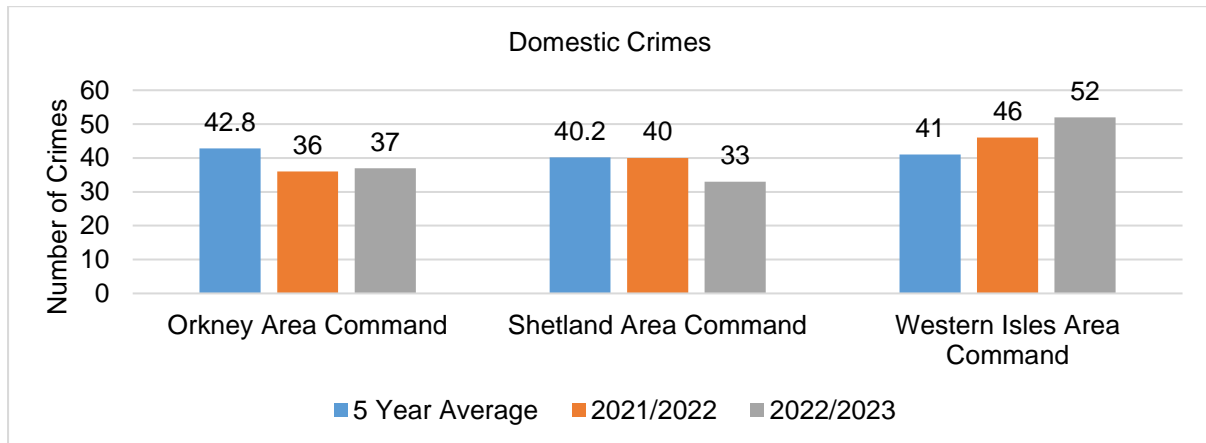
Objective – With Partners we will focus on safeguarding communities; with Partners we will address emerging issues through Prevention and Intervention.

	5 Year Average	3 Year Average	YTD 2021/2022	YTD 2022/2023	YTD Variation	Detection Rate
Sexual Crime	20.2	21.0	25	62	37	53.2%
Domestic Crime	42.8	43.7	36	37	1	100.0%
Hate Crime	2.2	2.33	4	0	-4	-
Missing Persons*	See below	12.7	10	21	11	N/A

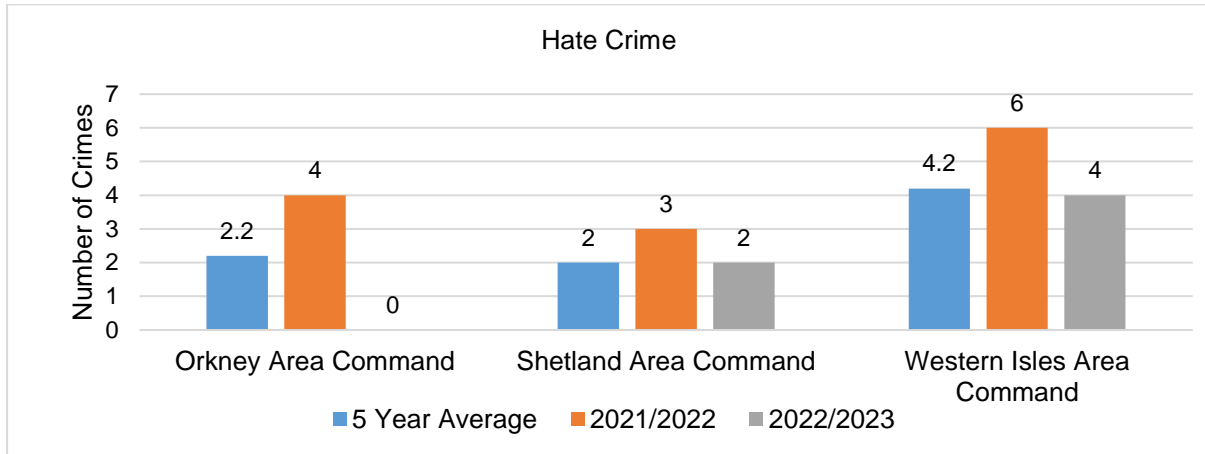
Domestic Crime – N Division continues to work with Partner Agencies in order to support victims of such crimes.

* (Figures for Orkney Area Command - Due to system configurations these figures are not available at multi-member ward level. Due to the implementation of the National Missing Persons Application in 2019, the 5 Year Average is not available).

Domestic Crime within Orkney Area Command –



Hate Crime within Orkney Area Command –



Hate Crime –

Hate Crime incidents are reviewed on a daily basis by officers within N Division’s Partnerships Department with the victim being contacted and provided with contact details for Partner Agencies such as Victim Support Scotland. Every victim of a Hate Crime continue to be sent a Satisfaction Survey as to how they felt they were supported by N Division.

Hate Crime inputs were previously delivered by Prevention and Interventions officers to all year groups at Kirkwall Grammar School and Stromness Academy.

Missing Persons –

Police Scotland takes every report of a missing person seriously and investigates appropriately with access to local, regional and national specialist resources. Missing persons investigations are a core part of local Policing and it is local officers who undertake all investigations, supported by specialist colleagues where necessary. Further, each Division including, N Division has a dedicated Missing Person Co-ordinator who advises on operational and preventative approaches.

Missing Person Category	2021/2022	2022/2023	Variation
Adult	7	13	6
Cared for Adult	0	0	-
Looked After Child	1	0	-1
Child	2	8	6
Absconder/Wanted	0	0	-
Total	10	21	11

Each Area Command has appointed a local Police liaison officer who maintains contact and liaison with the residential units in their respective area. This role has developed and regular contact has built a good relationship with residential unit(s). Where required, this officer also works in conjunction with the Missing Person Co-ordinator who similarly enjoys a good working relationship with residential units.

Serious and Organised Crime

Intention – With Partners, reduce the threat, risk and harm caused by Serious Organised Crime.

Objective – With Partners work to safeguard the Orkney area by taking all opportunities to prevent crime and make the Orkney area a hostile environment for Serious & Organised Crime Groups; to improve outcomes for individuals and communities and reduce offending through prevention, early intervention and diversion; in support of our Partners in the Local Authority and NHS via the Alcohol and Drug Partnership Strategy we will direct those who are substance dependant towards recovery through prevention, treatment and support services; with Partners work to reduce the instances of substance misuse in our communities.

	5 Year Average	3 Year Average	YTD 2021/2022	YTD 2022/2023	YTD Variation	Detection Rate
Drug (Supply) Offences	3.0	2.3	1	2	1	33.3%
Drug (Possession) Offences	29.2	32.3	9	38	29	86.8%

Counter Terrorism

Intention – Support the delivery of the CONTEST strategy to reduce the threat posed by terrorism and domestic extremism.

Objective – Strengthen PREVENT work with Partners and institutions; with Partners, support individuals who are vulnerable to terrorism and violent extremism; strengthen PREVENT work in relation to the internet and Social Media; Effective Multi-agency planning in respect of Counter Terrorism is taking place; Develop our ability to respond effectively to any terrorist attack (with a specific focus on emerging high-risk threats, and specialist capabilities).

WRAP (Workshop to Raise Awareness of Prevent) - The workshop covers issues such as crime, normal social processes that are used to influence and manipulate, case studies that cut across the spectrum of extremism, terrorist ideologies and factors which may contribute to an individual's susceptibility to a terrorist ideology.

In particular, it seeks to support them to recognise that using their existing expertise and professional judgement, they may be able to recognise potentially vulnerable individuals who may be susceptible to being persuaded by an extremist or terrorist ideology. Workshops delivered to partners across Orkney.

ACT Now delivered to schools across Orkney.

Police Constable Lisa Campbell, N Division's Local Counter Terrorism Officer stated:

“As the Counter Terrorism Liaison Officer (CTLO) for N Division, I ensure areas have a Local Contest Liaison Officer who is kept up to date on latest developments in Contest.

I liaise with CT Intelligence, CT Security Advisors, the Prevent Delivery Unit as well as local Area Commanders to address any CT related matters in the area and provide support to the Area Command if required.

I can provide an up to date CT brief to Council members and any other partner agencies who require this.

I can also provide presentations on Act now, Radicalisation awareness, threat overview and current trends. LCLO's can also assist with this within schools etc.

I am currently working with Border Policing Command to look at further training to assist in the rural areas with any Operation Kraken (maritime) enquiries for LCLO's.

We are currently preparing for Exercise Safe Steeple 2 to be held in Orkney on 23 March 2023. This is aimed at multi-agency partners considering the response to and the recovery from a terrorist incident and to explore the links to the Local Resilience Partnership. This will be particularly focussed on the care for people aspect of the response and recovery and public communications. Partners will be invited to attend”.

Crime Statistics

Group 1 Crimes (Recorded)						
	5 Year Average	3 Year Average	2021/2022	2022/2023	Variation	Detection Rate
Murder	0.0	0.0	0	1	1	100.0%
Culpable Homicide	0.0	0.0	0	0	-	N/A
Attempted Murder	0.2	0.0	0	0	-	N/A
Serious Assault	2.6	1.7	1	2	1	0.0%
Robbery	0.2	0.0	0	1	1	100.0%
Cruel & Unnatural Treatment of Children	0.8	0.7	1	0	-1	N/A
Threats & Extortion	0.6	1.0	2	4	2	0.0%

Group 2 Crimes (Recorded)						
	5 Year Average	3 Year Average	2021/2022	2022/2023	Variation	Detection Rate
Rape	3.6	3.7	4	9	5	44.4%
Sexual Assault (Sexual Offences Scotland Act 2009)	5.6	6.0	13	20	7	52.6%
Lewd & Libidinous Practices	0.4	0.7	0	1	1	0.0%
Public Indecency	0.4	0.7	0	0	-	N/A
Threatening/ Disclosure of Intimate Image(s)	10.	1.7	2	2	-	100.0%

Group 3 Crimes (Recorded)						
	5 Year Average	3 Year Average	2021/2022	2022/2023	Variation	Detection Rate
Housebreaking (Dwelling House)	1.2	0.7	2	1	-1	100.0%
Housebreaking (Non-Dwelling House)	0.4	0.0	0	1	1	0.0%
Housebreaking (Other)	0.4	0.0	0	0	-	100.0%

OFFICIAL

Housebreaking (Total)	2.0	0.7	2	2	-	100.0%
Theft of a Motor Vehicle	1.8	1.3	1	5	4	60.0%
Theft from a Motor Vehicle	1.0	1.3	1	3	2	333.3%
Opening a Lockfast Place	1.4	0.3	0	0	-	200.0%
Theft	22.2	18.7	13	20	7	55.0%
Theft by Shoplifting	11.0	10.3	5	14	9	85.7%
Fraud	5.8	8.0	13	18	5	11.1%

Group 4 Crimes (Recorded)						
	5 Year Average	3 Year Average	2021/2022	2022/2023	Variation	Detection Rate
Fireraising	1.0	1.0	1	2	1	0.0%
Vandalism	38.8	36.3	54	26	-28	69.2%
Culpable & Reckless Conduct	1.4	1.7	2	4	2	75.0%

Group 5 Crimes (Recorded)						
	5 Year Average	3 Year Average	2021/2022	2022/2023	Variation	Detection Rate
Offensive Weapon & Bladed/ Pointed Instrument	2.0	2.3	3	1	-2	100.0%
Drugs (Supply)	3.4	3.0	2	3	1	33.3%
Drugs (Possession)	29.2	32.3	9	38	29	86.4%
Bail Offence(s)	4.0	2.7	0	5	5	100.0%

Group 6 Crimes (Recorded)						
	5 Year Average	3 Year Average	2021/2022	2022/2023	Variation	Detection Rate
Assault	51.0	45.7	40	58	18	96.6%
Assault (Emergency Workers)	8.2	11.0	7	6	-1	100.0%
Breach of the Peace/ Threatening & Abusive Behaviour	38.2	44.7	35	25	-10	124.0%
Stalking	1.8	2.0	1	6	5	83.3%

Group 7 Crimes (Recorded)						
	5 Year Average	3 Year Average	2021/2022	2022/2023	Variation	Detection Rate

OFFICIAL

Dangerous Driving	6.0	5.3	6	3	-3	133.3%
Drink/Drug Driving	11.8	11.0	11	17	6	88.2%
Speeding Offence(s)	31.4	38.7	28	119	91	103.4%
Disqualified Driving	0.8	10.	0	0	-	N/A
Drive without Licence	7.8	6.3	7	5	-2	100.0%
Fail to Insure Against Third Party Risks	17.0	19.0	23	29	6	106.9%
Seat Belt Offence(s)	11.8	10.3	12	22	10	100.0%
Mobile Telephone Offence(s)	2.0	2.7	1	6	5	100.0%
Careless Driving	17.2	14.0	14	19	5	100.0%