

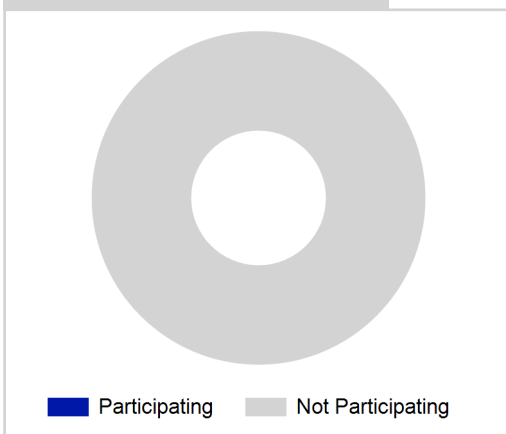
Term Report: Orkney Islands Council

Academic Year : 2019/20 - incomplete data, Term(s) : Full Year

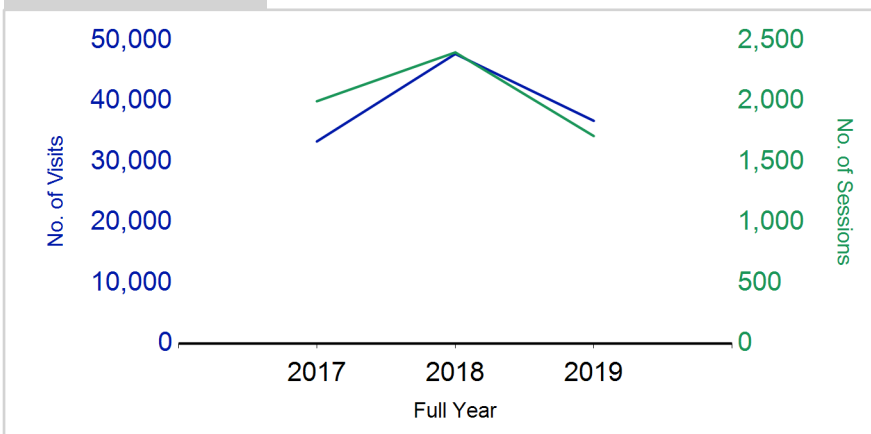
Sport for Life

sportscotland
 the national agency for sport

% School Roll Participating



Visits¹

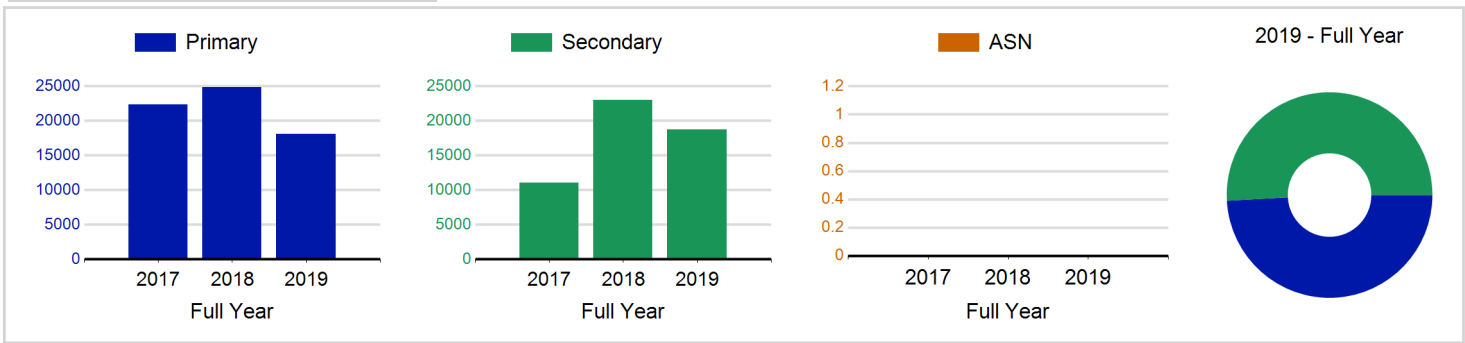


	2017 Full Year	2018 Full Year	2019* Full Year
Sessions	1,999	2,402	1,712
% Purely voluntary	96%	99%	100%
Blocks ³	213	237	159
Sessions / Block ⁴	9.4	10.1	10.8
Different Activities	23	29	20
Visits¹	33,346	47,792	36,754
% Female	39%	47%	41%
Participants²	1,122	1,384	N/A
Total School Roll	2,728	2,783	2,800
% Participating	41%	50%	N/A
Deliverers⁵	172	177	N/A
% Volunteers	99%	99%	N/A
Qualified Volunteers	69	88	N/A
Secondary Pupils	27	29	N/A
Total Deliverer Sessions ⁶	4,809	6,835	5,449
Avg. Deliverers Sessions / Deliverers	28.0	38.6	N/A
School Club Links	209	241	156
Schools with at least one link	24	24	24
Clubs with at least one link	39	48	27

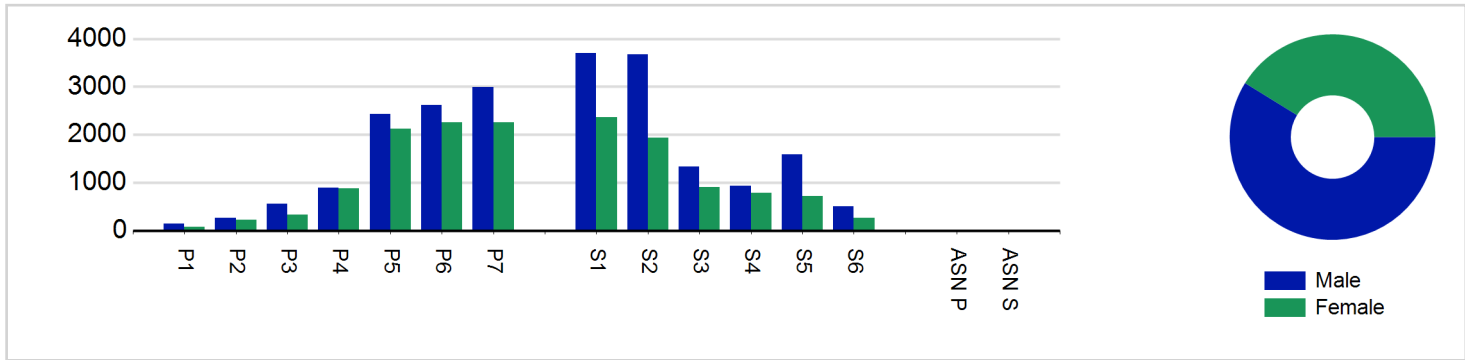
* 2019-20 data is incomplete and not all data has been validated due to COVID-19 disruption. Term 1 data was not affected.

1. Visits are the number of times pupils have attended activities. These figures do not represent the participant figure, and instead should only be taken as indicative of participation.
 2. Participants are pupils who have attended at least one session of Active Schools supported activity across the selected year/term (whether this was in a single or multiple school activity).
 3. Activities are recorded in ASMO as 'blocks' which are made up of a group of 'sessions'.
 4. The Avg Sessions / Blocks figure shows the average number of sessions within a block'.
 5. Deliverers are people who have delivered at least one session of Active Schools supported activity across the selected year/term.
 6. Deliverer Sessions are the 'visits' deliverers have made to activities. These figures do not represent the total deliverer figure, and should only be taken as indicative of delivery. Deliverer information is only available at the local authority level.
 7. School Roll details are taken from the Pupil Census as at September of the Academic Year. Summaries available at <http://www.gov.scot/topics/statistics/browse/school-education/datasets>
 8. Participant data collection 2011 onwards.

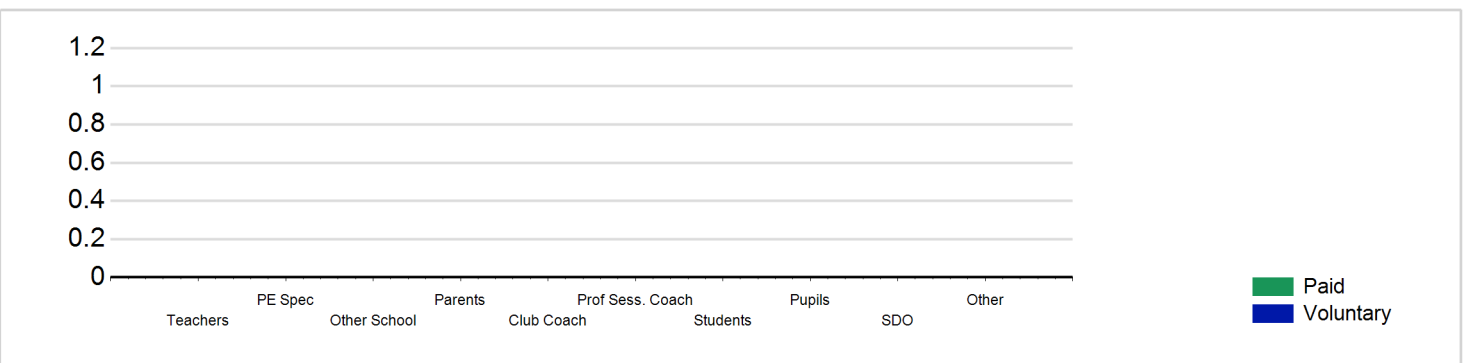
Visits₁ by School Type



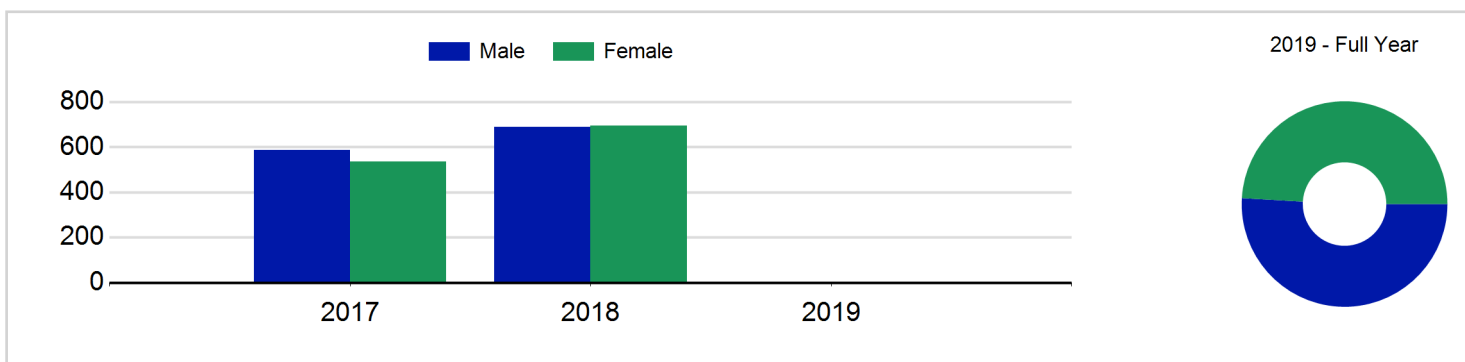
Visits₁ by Year Group and Sex



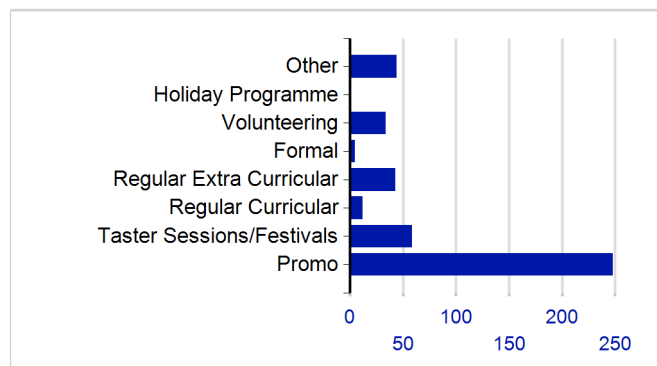
Deliverers



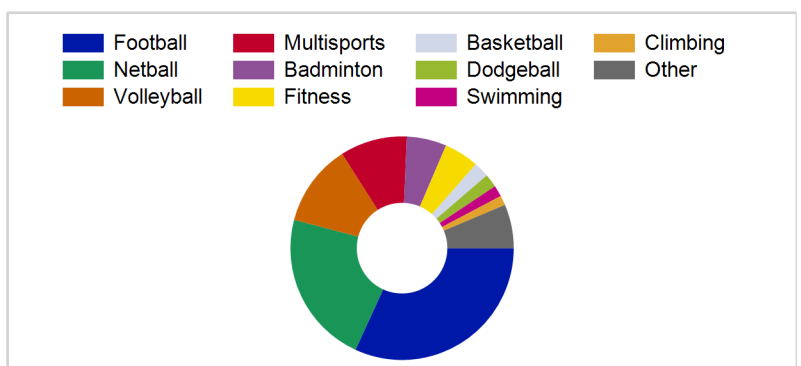
Participants₂ by Sex



School/Club Links



Top 10 Activities. by Visits



Term Report: Orkney Islands Council

Academic Year : 2019/20 - incomplete data, Term(s) : Full Year

Sport for Life

sportscotland
the national agency for sport

Visits¹ by Year Group and Sex

	Male	Female
P1	149	74
P2	257	226
P3	551	336
P4	886	882
P5	2,429	2,118
P6	2,621	2,261
P7	2,997	2,263
S1	3,695	2,367
S2	3,672	1,942
S3	1,334	908
S4	929	786
S5	1,590	716
S6	506	259

ASN P**ASN S**

Total	21,616	15,138
--------------	---------------	---------------

Participants² by Sex

Male**Female**

Total	N/A
--------------	------------

Deliverers⁵ by Type

	Paid	Voluntary
Teachers	0	0
PE Spec	0	0
Other School	0	0
Parents	0	0
Club Coach	0	0
Prof Sess. Coach	0	0
Students	0	0
Pupils	0	0
SDO	0	0
Other	0	0
Total	N/A	N/A

